

Annual MOM Progress Report

2008

Submitted to EPA on February 26, 2009


I certify under penalty of law that this document and all attachments were prepared under my direction or supervision in accordance with a system designed to assure that qualified personnel properly gather and evaluate the information submitted. Based on my inquiry of the person or persons who manage the system, or those persons directly responsible for gathering such information, the information submitted is, to the best of my knowledge and belief, true, accurate and complete. I am aware that there are significant penalties for submitting false information, including the possibility of fine and imprisonment for knowing violations.

D. Wayne Loveday

D. Wayne Loveday

2.26.09

Date



003692

Table of Contents

Section 1	Introduction	1
Section 2	Grease Control Program	5
Section 3	Continuing Sewer System Assessment Program	8
Section 4	Infrastructure Rehabilitation Program	13
Section 5	Gravity Line Preventive Maintenance Program	15
Section 6	Sewer Overflow Response Plan	17
Section 7	Other MOM Programs	20
Section 8	Private Lateral Program	22

Appendices

A	Grease Control Program Summary Tables
B	Pump Station Maintenance Activities and Schedule
C	Summary Table of Pump Stations using Chemical Injection and Odor Control
D	Waste Hauler Program Requirements
E	Pump Station Sample Inspection Checklist

Section 1: Introduction

KUB sanitary sewer overflows (SSOs) increased slightly in 2008 compared to 2007. The chart below shows the increase in total overflows compared to the previous year. This total is still a significant reduction in SSOs from before KUB implemented PACE 10. (PACE 10 is KUB's accelerated 10-year, \$530 million wastewater improvement program to aggressively attack the problem of sewer overflows. "PACE" stands for "Partners Acting for a Cleaner Environment.")

KUB experienced seven wet-weather overflows in 2008. Total rainfall for the year returned to a near-normal level due to some significant rain events during the latter months of 2008. Thanks to completed improvement projects, including construction of KUB's wet weather wastewater storage tanks, those rainfall events produced only a small fraction of the number of wet-weather SSOs that occurred in the past before implementation of PACE 10 and the effects of the drought in the region.

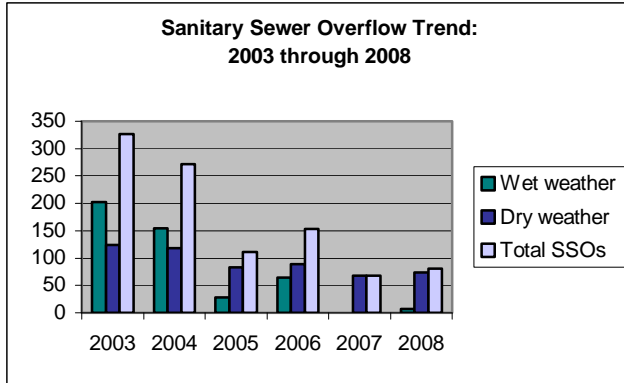
In 2008, KUB had \$47 million in rehabilitation and replacement projects under contract, including one new storage tank and over 20 miles of pipe in the collection system.

KUB's wastewater storage facilities at Lower First Creek, Upper First Creek, Third Creek, and Walker Springs operated for a combined total of 25 times in 2008, containing a total of 41.7 million gallons of wastewater. Those tanks were designed and sited to address chronic overflows at Fourth and Hoitt, 5000 Western Avenue, 4813 N Broadway, and Walker Springs. The tanks help KUB shave peaks to prevent spikes in flow and meet requirements to address sewer overflows and protect our environment. In August 2008, KUB began construction of a fifth storage facility at Bernard Avenue as part of the Composite Correction Plan.

On December 10 and 11, 2008, a rainfall event totaling over four inches resulted in just four SSOs. During this event, KUB's newly constructed storage facilities contained over 15 million gallons of flow. That volume was released back into the collection system as flows subsided. A comparable rainfall event such as this prior to PACE 10 efforts may have resulted in substantially more SSOs. In fact, it's likely that SSOs would have occurred at over 50 locations during a similar pre-PACE 10 storm event.

During 2008, 74 dry-weather SSOs occurred, compared to 68 dry-weather SSOs in 2007. The small increase can be attributed in part to the return of the wet-weather flows to the collection system. The drought caused aggressive root growth in portions of the collection system. Lower base flows in the collection system also resulted in greater deposition of debris. As normal flow conditions and storm-induced high flows impact the collection system, partial blockages are determined to have caused SSOs during heavy rainfall events.

There was a total of 12 residential grinder pump failures during 2008. This is a large increase over the four failures reported during 2007. In February of 2008, KUB implemented a program to more aggressively monitor and inspect the grinder pump stations owned and operated by KUB. Some of the units required upgrades and major repairs. KUB continues to complete numerous improvement projects and maintain the ongoing Management, Operations, and Maintenance (MOM) programs.



Note: As previously reported, the 2006 spike was mostly due to a single heavy rainfall event. All things considered, the downward trend still continued.

Blockages were the major cause of dry-weather overflows in 2007, accounting for 45 of 68 overflows. During 2008, only 39 overflows were attributed to blockages. This is a significant improvement and is due to the successes of the Blockage Abatement and Grease Control programs. Grease continues to be a leading cause, or major contributing factor, of blockage-related overflows, although the totals continue to decrease.

KUB continues working with commercial and residential customers to prevent grease-related overflows. Three schools and 97 food service facilities (FSFs) installed new or upgraded their external grease traps. KUB mailed out 1016 Can the Grease cans and information on how to dispose of grease properly – and why that is important – to residential customers near grease-related overflows.

KUB completed inspections of 1681 FSFs in its service area in 2008, which is a 10 percent increase over the previous year. KUB used those inspections to determine the potential grease risk each FSF poses for the collection system. Over 90 percent of the FSFs were compliant with requirements during the time of inspection, resulting in a significant decrease in required corrective action letters issued to facilities in 2008.

Although there was a slight upward trend in dry weather overflows from 2007 to 2008, we expect the trend over the period since 2003 in dry weather overflows to continue downward over the next two years, as we continue to complete improvement projects and focus on MOM efforts. KUB also ramped up efforts in 2008 to proactively repair or replace aging grinder pumps. Assuming normal conditions, we also anticipate our ongoing efforts will be successful in controlling wet-weather overflows.

One effort that continues to show results is our Blockage Abatement (BA) Program. KUB outsourced BA efforts in 2004, allowing KUB crews to focus on systematic sub-basin-by-sub-basin cleaning.

The BA Program uses increased frequency of cleaning to prevent overflows in areas with previous problems until KUB schedules projects for more permanent fixes. The footage of mains on BA fluctuates each year as KUB completes scheduled fixes or identifies new areas where more cleaning is needed pending future projects.

In 2008, BA crews cleaned 1,397,752 ft and televised 248,451 ft of gravity sewers. KUB added 207,376 ft to BA to be cleaned more frequently until projects can be scheduled and completed in those areas. In addition to the BA footage, KUB crews and PACE 10 contractors cleaned and televised 288,653 ft in 2008.

Under PACE 10, contractors smoke-tested 57,972 ft of sewers and conducted 3131 manhole inspections, with 492 manholes rehabilitated or replaced. More than 106,992 ft of wastewater mains in the KUB system were rehabilitated or replaced. KUB also replaced 1426 lower lateral connections and installed two-way cleanouts at the property lines.

In August 2005, KUB launched a new Private Lateral Program (PLP)*. Under the PLP, KUB inspects customer-owned private laterals, notifies customers with defective laterals or prohibited connections, and enforces repairs or replacements. KUB tracks information about the PLP in a Lotus Notes information management system (IMS) called the Private Lateral Tracker. (This report includes a summary of the PLP in Section 8.)

KUB also developed and continues to refine another IMS that is referred to in several of the MOM programs covered in this report: the Collection System Maintenance (CSM) program. The CSM is an electronic record-keeping tool used by internal and external field crews.

This multi-faceted program collects information for the proactive cleaning and condition assessment of system components. It also records the activities of the reactive crews, such as the Hot Crew and First Responders.

Crews use SubCam software in conjunction with the CSM to enter condition assessments during the CCTV inspection process. To maximize efficiency, KUB downloads CCTV inspection data daily from each mobile unit to the main server.

Typical information recorded in the CSM includes tracking numbers, equipment numbers, the team performing the work (Standby, etc.), date and time, manhole information, pipe information, and productivity numbers. The manhole section of the CSM records the assessment during manhole inspections, including manhole IPID (an internal numbering system), manhole elevation, surface cover, and condition of the manhole components. It also tracks any Capacity Assurance Program (CAP) credit (based on location, such as riparian, non-riparian, or paved area). The line section tracks factors including smoke testing, CCTV inspection, flushing, and root-cutting. The CSM also records SSO information.

All of this data is collected as part of the CSSAP and is used to feed the IRP decision-making process. We refer to this as our basin characterization process.

As all the data is collected for a sub-basin or mini-basin, a design engineer and our basin engineer evaluate it. Lines are then recommended for rehabilitation, replacement, or continued maintenance and inspection based on design criteria and engineering judgment.

The output of this process can be a comprehensive rehab project, a short-line replacement, a point repair, and/or maintenance schedules. To date we have completed 2 million feet of pipe plus appurtenances. There is currently 187,000 ft being characterized.

This progress report shows how KUB will continue to use and refine MOM programs in the future to better maintain our system, serve our customers, and protect our environment.

KUB continues to implement, manage, and refine the Other MOM Programs listed in the Consent Decree Appendix A. Where applicable, any of those programs with changes or significant accomplishments are summarized in Section 7.

This fourth MOM Annual Progress Report, which covers the 2008 calendar year, includes summaries of the updates made to the Continuing Sewer System Assessment Program (CSSAP), Gravity Line Preventive Maintenance Program (GLPMP), Infrastructure Rehabilitation Plan (IRP), and Sewer Overflow Response Plan (SORP).

**This project was undertaken in conjunction with the settlement of a civil enforcement action taken by the United States for violations of the Clean Water Act.*

Section 2: Grease Control Program

KUB's Grease Control Program consists of three primary elements:

- Routine inspection of food service facilities (FSFs)
 - Existing FSFs
 - New/remodeled FSFs
- Grease-related SSO Response
- Residential Grease Control Program.

This MOM Progress Report section and the summary tables included in Appendix A provide an overview of the program's activities in 2008. The summary tables provide more detailed information pertaining to grease-related SSOs, interceptor requirements for FSFs, the number and results of inspections, enforcement actions, and other program activities. All FSFs in the KUB service area are on a scheduled rotation for inspection. The FSFs included in this report are only those that were inspected in 2008. Each year we will add the FSFs inspected to form a cumulative list.

In 2008, there was a reduction by approximately 40 percent of total grease-related overflows in the KUB collection system. Grease-only SSOs dropped from 13 to six, grease and roots SSOs dropped from four to three and the grease and debris stayed the same at three SSOs for 2008. This success can be attributed to a very active FSF grease inspection schedule, SSO responses, and Residential Grease Control Programs.

Inspections of Food Service Facilities

KUB conducted 1681 total inspections of FSFs in 2008. That included 158 initial inspections, 419 follow-up inspections, and 1104 annual inspections (which may include multiple visits). KUB required 97 of the FSFs to install or upgrade to new traps or interceptors to help prevent grease-related overflows in their areas.

KUB identified three Knox County Schools food-preparation sites as contributors to growing grease problems in their areas: Shannondale Elementary, Maynard Elementary, and Sam E. Hill Elementary. KUB required them to install 1000- to 2000-gallon grease interceptors to help prevent new chronic overflows.

KUB has helped Knox County Schools develop an action plan to install the remaining five grease traps. Due to current budget restraints and school being in session, the plan will allow Knox County Schools the flexibility to complete the installations in 2009. Over the last three years, large interceptors have been installed at 23 schools preventing the discharge of grease into our system. The school system worked with KUB to complete the upgrades needed to meet program requirements. Through this year, these installations have cost the school system over \$425,000 to complete.

Misaki's, an FSF located in an area that has had grease problems in the past, proactively worked with KUB this year to improve its insufficient grease-control equipment. Misaki's installed a new 2000-gallon external grease trap that will capture grease more efficiently from their floor drains and other fixtures.

In 2008, several FSFs proactively installed external grease traps at locations in the KUB collection system. Taco Bell, Tomo's, McDonald's, By the Tracks Bistro, Rita's Bakery,

and Magpies all upgraded their current grease control equipment to a larger external grease traps. This will allow each FSF to capture grease more efficiently and effectively.

Grease Program Permitting Phase for 2008

In February 2008, KUB sent 761 Grease Permitting Program packets to FSFs that discharge grease into the wastewater system. The program requires all FSFs to be inspected periodically and to obtain a Grease Control Permit annually if they prepare food.

In the first quarter of 2008, 761 facilities received a permit packet. The packet explained the facility's risk rating and included application materials and program guidelines. KUB completed inspections of all 1022 FSFs in its service area to determine risk ratings for the permit evaluations and to determine if the FSF needs a permit. KUB received 727 completed permits, 135 FSFs were inactive or did not need a permit, 160 were new FSFs to be permitted in 2009.

Before permit packets are mailed, FSFs are inspected to determine their risk rating, based on the risk they potentially pose to the collection system. Each facility is rated based on the size and maintenance of their grease-control equipment and their recordkeeping practices. If an FSF's equipment is undersized/poorly maintained or it has not maintained pumping records, its risk rating will be high or unacceptable. If the facility is rated as unacceptable, it will be required to upgrade its grease-control equipment or increase pumping frequency. Otherwise, it will be subject to enforcement action and be charged an additional fee. Therefore, its permit fee will be higher, and it will be inspected on a more frequent basis.

The base permit fee is \$100 per year for each facility. If an FSF's grease control system is rated as unacceptable or high risk to KUB's system, there is an additional \$50 fee. Each facility is assessed annually to determine the proper fee and/or to see if the FSF needs a permit. Permitting fees help KUB recover some of the costs related to implementing the Grease Control Program. Only 10 percent of the FSFs were rated as high risk or unacceptable for the 2009 permitting year.

In 2008, KUB developed a Grease Permit Tracker database to track all FSFs permitting activities. The tracker is used to monitor each FSF's compliance timeframe and ensure each permit application form and the acknowledgment of receipt is mailed back to KUB. If the required documentation is not received within the allotted time, KUB begins enforcement actions as necessary to ensure compliance. The increased number of Notices of Noncompliance and Notices of Violation issued in 2008 is due primarily to facilities failing to submit their permitting information on time. The tracker is also used to check the billing of each FSF after all compliance documentation is completed.

With 2008 being the second year of permitting, KUB continues to make improvements to the permitting process. The new Grease Permit Tracker database was very beneficial and assisted KUB by ensuring all active FSFs were permitted. We believe the permitting process continues to improve communication with facilities, which in turn has increased the customers' understanding of the program.

Grease-Related SSO Response and Residential Grease Control Program

The majority of grease-related overflows in the KUB system occur in residential areas. When such an overflow occurs, KUB initiates a Grease Investigation that includes making field inspections and sending information to residential customers.

Based on the location of the SSO, KUB uses the electronic mapping tool LandViewer to place a graphic polygon around the geographic areas upstream of the SSO location. That helps identify all wastewater customers that may be contributing grease to the SSO location. KUB then generates a report containing customers' names and account information.

KUB inspects commercial customers within the polygon to verify their compliance with KUB's Grease Control Program. Residential customers are mailed a letter, an educational brochure, a Can the Grease can, and a refrigerator magnet to remind them not to pour grease down drains.

In 2008, KUB mailed grease letters to customers near 12 grease-related overflows. KUB also sent 1016 cans with letters to residential customers. [Note: KUB does not send cans to commercial customers, which must have grease traps or interceptors.]

KUB continues to promote Can the Grease at community events by distributing cans and sending speakers to meetings and other events. Schools also participate in raising awareness about protecting the environment. In 2008, KUB held meetings with the Community Action Committee, Fort Loudon Lake Association, and participated on a Watershed Community Panel to discuss the importance of disposing of grease properly.

Section 3: Continuing Sewer System Assessment Program (CSSAP)

The CSSAP is a systematic evaluation of the entire wastewater collection and transmission system (WCTS) that also assesses capacity to support prioritization of the Corrective Action Plan/Engineering Report (CAP/ER) and the Infrastructure Rehabilitation Program (IRP). It consists of five key programs, each of which includes a method for setting priorities for determining where assessments are to be performed, a list of the tools and methods to be used to conduct assessments, and a performance measure to track progress.

The following table shows the elements of the CSSAP assessment tools and performance goal periods:

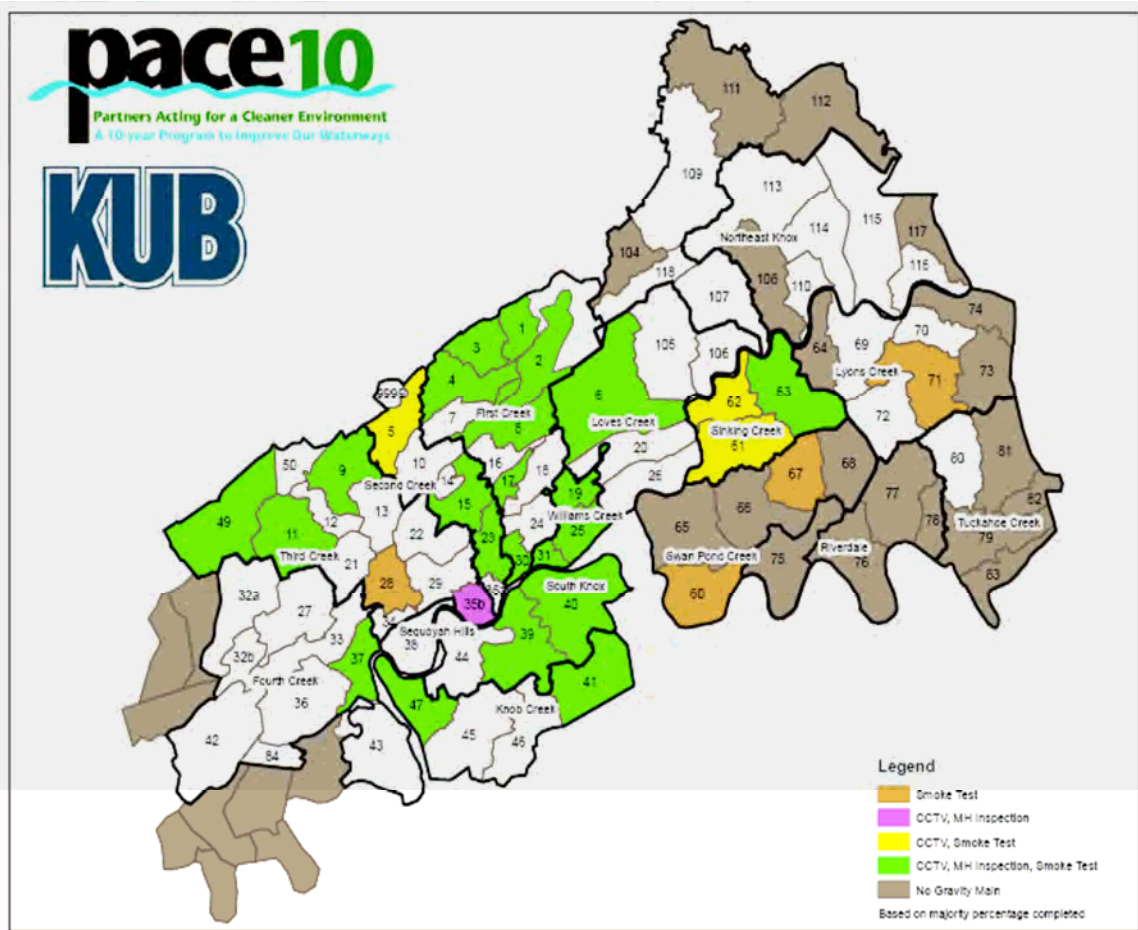
Program Elements	Assessment Tools	Completed in 2008	Total Completed*	One Complete Cycle Period
Manhole Condition Assessment	Manhole Inspections Smoke Testing	6 percent	48 percent	12 Years
Gravity Sewer Condition Assessment	Flow Monitoring Smoke Testing Dye Testing CCTV	4 percent	48 percent	12 Years
Private Lateral Condition Assessment	Flow Monitoring Smoke Testing Dye Testing CCTV	6 percent	45 percent	12 Years
Force Main Performance Assessment	Corrosion Defect Identification	47 percent	100 percent	2 Years
Pump Station Performance Assessment	Pump Station Performance and Adequacy	50 percent	New cycle began in 2008	2 Years

*Since CSSAP approval 7-28-05

Manhole and Gravity Sewer Condition Assessment

We are dedicated to completing one full cycle of collection system assessment and cleaning in 12 years. At the end of year four, KUB has completed inspection of approximately 48 percent of the collection system infrastructure. This advancement of work was done to facilitate many of the early rehabilitation projects. Production going forward may be adjusted to achieve the entire cycle in the 12-year time frame. On the remaining schedule, KUB's daily clean and CCTV goal is 2500 ft per day for an assumed 200 working days/year (200 days provides allowance for weather, emergency response, equipment, training, and other personnel constraints that may limit a working day). This amounts to 500,000 ft per year, or approximately 8.5 percent of the system.

In addition to the BA footage, KUB and PACE 10 contractors cleaned and televised 288,653 ft of gravity sewers in 2008. Under PACE 10, contractors smoke-tested 57,972 ft of sewers and conducted 3131 manhole inspections, with 492 manholes rehabilitated or replaced. More than 106,992 ft of wastewater mains in the KUB system were rehabilitated or replaced. In addition, KUB replaced 1426 lower lateral connections and installed two-way cleanouts at the property lines.



We continue to reconcile data from previous years to ensure thorough cleaning and inspections on all assets in each sub-basin.

Flow Monitoring and Modeling

Flow monitoring and modeling continue to be important tools to help KUB assess its system and prioritize basins for cleaning and rehabilitation. KUB has 36 permanent flow meters strategically placed in the wastewater system.

KUB plans to continue to use permanent meters and to add temporary meters as needed to collect data for the system model to help determine what areas to investigate and prioritize for future projects. Flow monitoring data supports planning for Gravity Line Preventive Maintenance, Pump Station and Force Main Preventive Maintenance, and Infrastructure Rehabilitation.

In 2008, KUB conducted temporary flow assessment of the entire Third Creek drainage basin. KUB contractors installed 48 temporary flow meters and 16 rain gauges. Data was collected from February through April 2008. Data will be evaluated to measure the effect of system rehabilitation.

Private Lateral Condition Assessment

Private laterals may also be a major source of rainfall derive inflow/infiltration (RD I/I). Private lateral inspections currently follow PACE 10 wastewater system improvement projects. As part of the projects, KUB replaces the lower lateral and installs a two-way cleanout. KUB replaced 1426 lower laterals in 2008.

A contractor televises customers' upper laterals through the new cleanout and scores them using standard Pipeline Assessment and Certification Program (PACP) criteria. PACE 10 Program Manager CH2M Hill reviews the data and makes recommendations on repairs to the KUB Collection System Improvement Department (CSI). KUB staff reviews the recommendations for consistency with PACP standards and enforcement action is taken where appropriate.

Notifications were sent to 785 property owners in 2008 under the Private Lateral Program* (PLP). There were 650 completed repairs or replacements, which includes some notifications sent during late 2007. KUB terminated 81 water services for noncompliance; 33 services were reinstated after repairs were made, and 68 have remained disconnected and unoccupied through December 2008.

For more information on the PLP, see Section 8.

**This project was undertaken in conjunction with the settlement of a civil enforcement action taken by the United States for violations of the Clean Water Act.*

Force Main and Pump Station Performance Assessment

As shown in the CSSAP table at the beginning of this section, KUB is committed to assessing all force mains and pump stations on a two-year cycle. The first assessment of all pump stations and force mains was completed at the end of 2007. The second cycle of assessments has begun. KUB personnel completed inspections of all pump stations in 2008. Activity in 2009 will consist of continued routine inspections, follow-up inspections, and updating of the 08/09 report.

In 2008, KUB performed 2577 inspections of pump stations or equipment. That included 2526 routinely scheduled preventive maintenance inspections and 51 additional inspections initiated by field crews. [See *Appendix B for maintenance activities and schedule.*]

KUB's Force Main Condition Assessment Program identifies areas having potential corrosion issues. The information is used to schedule appropriate maintenance and/or capital improvement activities. [See *Section 7: Other MOM Programs for more information.*] Because steel, cast iron, and ductile iron pipe are susceptible to corrosion damage in areas where air is introduced, KUB is focuses assessment efforts around air-relief valves and at terminal manholes.

KUB uses temporary dataloggers to monitor Hydrogen Sulfide (H₂S) levels in areas where odor complaints have been received or where corrosion has been detected in the

past. This data helps to identify potential for force main corrosion. KUB follows up with additional inspections on lines shown to have high H2S levels for extended periods.

The following areas were monitored in the past year:

Delrose PS	Power Park PS
Duncan's Glen LPFM	Ten Mile PS
Forks of the River PS	Walker Springs PS
Ginnbrooke PS	Washington Pike LPFM
Ice Chalet (Fourth Cr sludge line)	Wayland Rd PS
Kohl's	Woodson Dr PS

KUB has also performed quarterly H2S monitoring at the following pump stations and storage facilities:

Ball Road	Ginnbrooke	Shipetown
Boyds Bridge SuperOx	Governor's Landing	Ten Mile
Chestnut Ridge	Harrison Keepe	Third Creek Storage Facility
Clinton Highway	Holston Hills	Three Points
Duncan Glen	Kohl's	Upper First Creek Storage Facility
Easton Meadows	Lower First Creek Storage Facility	Walker Springs
Eastwood	Maloneyville	Walker Springs Storage Facility
Ellistown	Neubert Springs	Washington Pike
Forks of the River	Power Park	Wayland Road
Forks SuperOx	Roberts Road	Woodlands
Gazebo	Rolling Ridge	Woodson Drive

Manholes and lines downstream of low-pressure force mains are areas that may experience odor complaints. KUB concentrates H2S monitors and control efforts in areas like those.

KUB completed installation of a SuperOxygenation system in late November 2007. Current H2S levels have decreased from an average of 600 to 700 ppm to 100 ppm. KUB installed a second SuperOxygenation system at the Forks of the River pump station in 2008. With the addition of this second system, H2S levels have been reduced to zero.

KUB has worked in conjunction with CDM to develop a comprehensive improvement plan for pump stations and force mains using performance-related data collected 2006/2007.

Summary of Changes to the CSSAP

KUB performs an annual review of programs approved by EPA to ensure they are up to date and being fully implemented. The most current version of the CSSAP can be found on KUB's Web site in the Public Document Repository. Efforts were made during this review to eliminate items that change frequently and subsequently remain outdated. This was accomplished by simply rewording sentences (i.e., "Station Management Services-Pipes (SMSP), another group within SYSOPS, is responsible for the operations and maintenance of KUB's 64 wastewater pump stations"). Following is a brief description of changes made as a result of that review and the locations where they may be found in the actual CSSAP document:

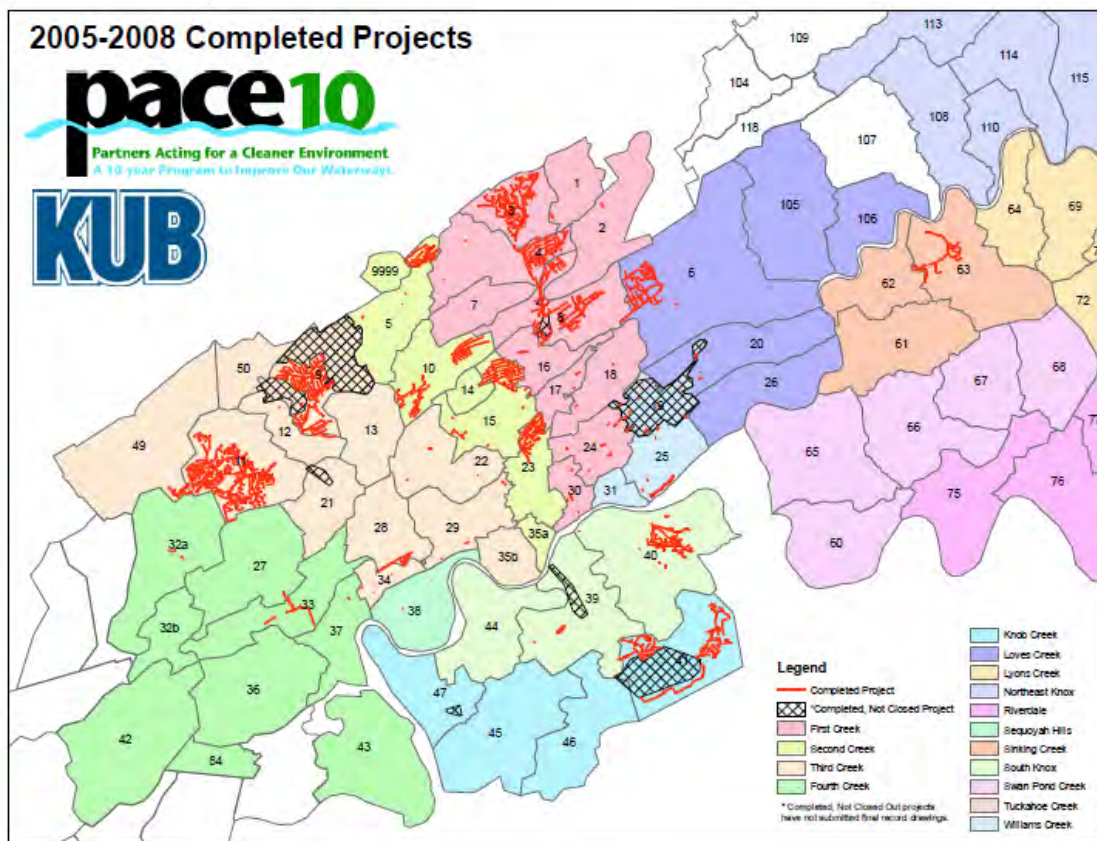
1. Removed number of systemwide permanent flow meters (CSSAP page 7).
2. Updated Figure 1-2 to reflect new allocation of resources (CSSAP page 9).
3. Changed PM Team Coordinator to PM Team Supervisor (CSSAP page 9 & various other locations).
4. Changed PM Crew to PMC Crew (CSSAP page 9 & various other locations).
5. Added Lateral and Mainline Probe (LAMPS) Crew to *Description of allocated MOM Resources* (CSSAP page 9).
6. Removed quantities from list of equipment KUB has dedicated to the WCTS maintenance component (CSSAP page 10).
7. Removed sentence pertaining to the number of permanent flow meters, deleted two sentences pertaining to KUB's goal for the number of meters to be installed over the next five years. All scheduled installations of meters have been completed (CSSAP page 20).
8. Added description about KUB's new lateral launch camera that is now part of the Private Lateral Program (CSSAP page 34).
9. Updated Figure 2-8 to reflect current program process (CSSAP page 35).
10. Updated Figure 3-1 to reflect new pump stations (CSSAP page 37).
11. Updated description of software used by KUB for the LAMPS Crew and CCTV trucks (CSSAP page 45).

Section 4: Infrastructure Rehabilitation Program (IRP)

The main objectives of the Infrastructure Rehabilitation Program (IRP) are to address inflow and infiltration (I/I) and other causes of sanitary sewer overflows (SSOs) by maintaining or restoring capacity and structural integrity. It addresses both the gravity portion of the WCTS (gravity lines, manholes, etc.) and the transmission components (pump stations and force mains).

Gravity Lines and Manholes

KUB's IRP rehabilitated or replaced 106,992 ft of sewer mains in 2008. [That is about 1.6 percent of the KUB system, as shown by the map below.] Out of 3131 manholes inspected, 492 were rehabilitated or replaced. The mains were rehabilitated or replaced using a mix of cured-in-place pipe, pipe bursting, or open-cut pipe replacement.



KUB initially focused heavily on flow monitoring and modeling to direct rehabilitation. As the IRP matures, KUB increasingly uses other components of the CSSAP, such as televising lines and inspecting pump stations, to direct improvements. Basin Characterization has become a larger part of the evaluation as a more comprehensive set of data becomes available from CSSAP.

Pump Stations and Force Mains

Key performance criteria for pump stations and force mains are hydraulic capacity and structural integrity. Key criteria for pump stations are also mechanical and electrical reliability. KUB's ultimate goal is to upgrade pump stations as necessary to maintain

design life of equipment and to certify capacity for new connections in accordance with the requirements of the Capacity Assurance Plan (CAP).

In 2008, KUB added three new pump stations (Roberts Road, Ellistown, and Governor's Landing), and one new odor control facility (Forks SuperOx at the Forks Lift Station). KUB has completed the design for Hammer Road and the facility installation is currently under construction.

KUB upgraded the Ginnbrooke, Power Park, and Shipetown pump stations in 2008 and began design and/or construction on Crestwood, Eastwood, Ellis Road, Railroad, Sea Ray, and Wayland Road pump station upgrades (facility replacements with new submersible design).

KUB has begun the design and/or construction of new gravity sewer to remove the Vestal and Rolling Ridge pump stations and is continuing new gravity sewer construction efforts to remove the Bud Hawkins pump station.

Other 2008 facility and equipment work included upgrades on the #2 and #4 pumps at the Ten Mile pump station, channel grinder upgrades at Neubert Springs, Forks of the River, and Walker Springs pump stations, charcoal air scrubber installations for odor control at Eastwood and John Sevier pump stations, installation of a chemical-feed system at Maloneyville lift station, and SCADA upgrades and improvements at various facilities.

KUB is still in the process of transitioning all wastewater facility SCADA monitoring capabilities from the Plants application to the Systems Operations Center located at Middlebrook Pike. This will be the future location for the primary notification and monitoring of all pump station, storage facility, and metering facility conditions. There have been a total of 48 facilities transferred to the new system, with 27 facilities remaining. The SCADA transition project is scheduled to be complete by July 2009.

Summary of Changes to the IRP

KUB performs an annual review of programs approved by EPA to ensure they are up to date and being fully implemented. The most current version of the IRP can be found on KUB's Web site in the Public Document Repository. Efforts were made during this review to eliminate items that change frequently and subsequently remain outdated. This was accomplished by simply rewording sentences (i.e., "Station Management Services-Pipes (SMSP), another group within SYSOPS, is responsible for the operations and maintenance of KUB's 64 wastewater pump stations"). Following is a brief description of changes made as a result of that review and the locations where they may be found in the actual IRP document:

1. Updated system by which CCTV data from camera trucks is downloaded onto the CSI server (IRP page 10).
2. Removed number of pump stations (IRP page 12).
3. Revised paragraph pertaining to post-rehabilitation flow monitoring completed in 2006 (IRP page 32).

Section 5: Gravity Line Preventive Maintenance Program

The Gravity Line Preventive Maintenance Program (GLPMP) describes KUB's process for preventive cleaning of the wastewater system to improve operation, efficiency, and effectiveness. KUB is committed to cleaning the entire wastewater collection system in 12 years.

The GLPMP is divided into the Comprehensive Hydraulic Cleaning Program (CHCP) and Blockage Abatement (BA). Root Control and Manhole Preventive Maintenance are components of both the BA and the CHCP. KUB determines chemical and mechanical root abatement frequency by the condition assessment program.

The Comprehensive Hydraulic Cleaning Program (CHCP)

The CHCP is a systematic, planned cleaning of the system to reduce debris and grease buildup and root intrusion. It is based on preventing and reducing the initial occurrence of system disruptions and maintaining the original hydraulic capacity of the collection system. It also provides support to the CSSAP by removing any obstruction in the system that would prevent a comprehensive inspection.

KUB and PACE 10 contractors cleaned and televised 288,653 ft, or 4 percent, of KUB sewers in 2008.

The Blockage Abatement (BA) Program

BA is a preventive maintenance approach for addressing operational issues. It uses previous event history and condition assessment information to implement activities that prevent or reduce system disruptions.

KUB has outsourced BA efforts since 2004, allowing KUB crews to focus on systematic basin-by-basin cleaning. BA contract crews cleaned 1,397,752 ft and televised 248,451 ft of sewers in 2008.

KUB had a total of 1,037,647 ft, or 16 percent of its sewer mains, in the BA program in 2008. KUB added 207,376 ft to BA in 2008.

KUB adds a line segment to the BA Program when its cleaning frequency under the maintenance cycle proves insufficient to prevent overflows based on actual performance (i.e., overflow) or inspection data. Each line segment included in the BA Program is assigned a cleaning frequency more aggressive than it had under the maintenance cycle. The frequency of the maintenance activity ranges from one month to 42 months.

Root Control

During calendar year 2008, no chemical root treatment was conducted. This is due to scheduling of work based on fiscal year. Work for the 07/08 fiscal year was performed in Fall 2007 and work for the 08/09 fiscal year is scheduled to be performed in Spring 2009.

Summary of Changes to the GLPMP

KUB performs an annual review of programs approved by EPA to ensure they are up to date and being fully implemented. The most current version of the GLMPPM can be found on KUB's Web site in the Public Document Repository. Efforts were made during this review to eliminate items that change frequently and subsequently remain outdated. This was accomplished by simply rewording sentences (i.e., "Station Management Services-Pipes (SMSP), another group within SYSOPS, is responsible for the operations and maintenance of KUB's 64 wastewater pump stations"). Following is a brief description of changes made as a result of that review and the locations where they may be found in the actual GLPMP document:

1. Removed sentence pertaining to the number of miles currently in the Blockage Abatement Program and updated Figure 2-1 (GLPMP page 3).
2. Updated Figure 2-2 to reflect changes to organizational resources (GLPMP page 4).
3. PM Team Coordinator was changed to PM Team Supervisor and PM Crew was changed to PMC Crew (GLPMP page 4 & various other locations).
4. LAMPS Crew was added to *Description of allocated MOM Resources* (GLPMP page 4).
5. Removed quantities from list of equipment KUB has dedicated to the corrective component and number of UGC Department employees (GLPMP page 5).
6. Removed quantities from list of equipment KUB has dedicated to the Comprehensive Hydraulic Cleaning and CAMP programs (GLPMP page 14).
7. Number of drainage basins was updated from 13 to 10 and number of sub-basins was updated from 80 to 73 (GLPMP page 15).
8. Sub-basin size range was updated from 169 lf – 261,142 lf to 169 lf – 263,475 lf (GLPMP page 15).
9. Number of PMC Crews was changed from three to two, one Lamps Crew was added, and one Easement crew was added (GLPMP page 15).

Section 6: Sewer Overflow Response Plan (SORP)

As reported in the most recent SORP [revised and re-submitted to the EPA June 27, 2005, and approved July 28, 2005], KUB continues to place a high priority on maintaining and executing a Sewer Overflow Response Plan to help protect our community and our environment. KUB's Emergency Response Plan (ERP), which was approved by EPA on December 12, 2005, dovetails with the SORP. The ERP helps define the level of response that we take for everything from a single, isolated event to system-wide overflows.

KUB reviews the SORP annually. This progress report includes an update on implementation of recent revisions, training, and other areas of interest.

KUB makes all reasonable efforts [without endangering the safety of the responder or the public] to respond to an SSO within 45 minutes. In 2008, our average response time was 47 minutes (down from 55 minutes in 2007). We continue to work to improve our response, using technology such as remote overflow sensors that alert our system operators to an overflow condition, prompting immediate dispatch of a First Responder. We are also using mobile mapping technology, which helps our responder quickly identify the geographic location of the overflow and plan the best route. Other factors that influence response time include safety considerations, location of the problem, severity of events, and work loads at the time of the call. We will continue to assess each of these factors to determine if changes need to be made to improve response time. Starting February 2, 2009, KUB consolidated all of the First Responders into a team of trained individuals covering all shifts that will respond to all gas, water, and wastewater trouble calls.

KUB relies on several measures to help maintain an appropriate quality of SSO response:

- Members of the CSI team, who are knowledgeable in SORP requirements, perform periodic quality assurance audits to evaluate how effectively the crew implemented the SORP. They look at a variety of factors, including containment measures, control zone and signs, and cleaning, and they check that crews followed the disinfection procedure. CSI works closely with crews and supervisors to maintain appropriate standards.
- Underground Construction supervisors monitor crews' work on a day-to-day basis. They also use tailgate meetings in the field, coaching opportunities, and regular meetings to emphasize safety and maintaining proper standards. Compliance with established procedures is part of KUB's Performance Management Program measures and has an impact on employee ratings and raises.
- Feedback from customers, concerned citizens, neighborhood associations, City personnel, and organizations (such as the Izaak Walton League or Tennessee Clean Water Network) also helps identify any instances when the quality of response falters. Such feedback is directed to CSI, who works with UGC to correct the issue in that instance and prevent it from recurring in future responses.

Safety of responders and of the public is a primary concern for KUB. During 2008, KUB crews responded to 1668 wastewater trouble calls [all calls, not just SSOs] with one recordable injury, according to KUB's Safety Department. Appropriate safety training is provided through the Safety Department, and UGC conducts regular safety meetings and discusses safety frequently at tailgate meetings. During 2008, KUB initiated the "START with Safety" Program. ("START" stands for "Safety Talks and Accident

Reduction Training.”) This program focuses on awareness, training, and prevention to address potentially unsafe conditions and actions, thereby reducing accidents and injuries.

SORP Training:

In addition to working closely with all departments involved in the SORP on a day-to-day, event-by-event basis, CSI updates appropriate personnel as needed on revisions. KUB completed and utilized a computerized SORP training tool in 2008 that allows employees to train at their own pace on a computer. The computerized training is available on demand for new employees or others who need refresher training. Targeted employees receive electronic notification when training is required.

Manhole Surcharge Sensors: As previously reported, KUB added a tool in 2005 to help alert responders when wet weather overflows are imminent: manhole surcharge level sensors. When the level in manholes with a sensor reaches a set point, the sensor sends a page over a cellular system. The page notifies the KUB Operations Center, which dispatches a First Responder and sends an e-mail alert to CSI. The sensor also sends a second page when the manhole level is back below the set point. KUB continues to use the sensors [about 26], as needed, to automate coverage of the hot spots formerly on the list for wet weather surveys, freeing up crews for other duties.

KUB Web Site (www.kub.org): The SSO log includes a volume category added in 2005 and a link to a permanent archive of SSOs by month. In 2007, KUB and a contractor conducted focus groups with customers to help direct a site redesign. The new site went live during 2008 and is providing customers more interaction with their utility services. The SSO information is still available on the new site. To access the SSO log, enter www.kub.org/wps/portal/ssolog into your browser.

Summary of Changes to the SORP

KUB performs an annual review of programs approved by EPA to ensure they are up to date and being fully implemented. The most current version of the SORP can be found on KUB’s Web site in the Public Document Repository. Efforts were made during this review to eliminate items that change frequently and subsequently remain outdated. This was accomplished by simply rewording sentences (i.e., “Station Management Services-Pipes (SMSP), another group within SYSOPS, is responsible for the operations and maintenance of KUB’s 64 wastewater pump stations”). Following is a brief description of changes made as a result of that review and the locations where they may be found in the actual SORP document:

1. Removed Figure 1: KUB Organizational Structure and updated subsequent figure numbers to reflect that removal (SORP page 9).
2. Removed number of representatives employed in CIC (SORP page 9).
3. Removed number of pump stations (SORP page 9).
4. Removed quantities of equipment representing KUB’s responses to SSO events and added 480 volt and 208 volt 3-phase portable generator (SORP page 13).
5. Updated Figure 3 (now Figure 2) and added Lamps Crew to list of resources responding to SSOs in gravity line systems (SORP pages 14-15).
6. Removed quantities of resources representing KUB’s response to SSO events in the gravity line system (SORP page 15).
7. Reworded text pertaining to Wet Weather Hot Spots to reflect KUB’s installation of Early Warning Monitors (SORP pages 16-17).
8. Removed number of pump stations (SORP page 17).

9. Changed PM Coordinator to PM Supervisor (SORP page 27 & various locations).
10. Reworded text describing path to the SSO log on KUB's Web site (SORP page 33).
11. Updated all Grease Control Program enforcement letters and inspection form to current versions (SORP Appendix B).
12. Added TV Van 4 to Appendix D: Equipment and Employees list (SORP Appendix D).
13. Updated Appendix E: Spill Notification Contact List (SORP Appendix E).

Section 7: Other MOM Programs

KUB continues to implement and manage the Other MOM Programs in substantially the same manner as previously reported. The following is a brief update on some areas of particular interest or those where there have been changes:

- Waste Haulers Program
KUB announced further changes pertaining to the acceptance of grease at the annual waste hauler permit renewal meeting in May 2008. For a copy of Waste Hauler Program Requirements, see Appendix D.

KUB has completed the dated items below that were discussed at the meeting.

- September 1, 2008: Hauled Waste rate increased from \$55/1000 gallons to \$59.40/1000 gallons.
- January 1, 2009: KUB will stop accepting all grease.
- Pump Station Preventive Maintenance Program
KUB's Pump Station Preventive Maintenance Program includes both routinely scheduled maintenance and work orders field crews create. [*Orders created by crews are designated RSCIN in the spreadsheet in Appendix B.*] A crew at a pump station for a scheduled pump inspection, for example, may also decide to inspect another piece of equipment or perform a routine facility inspection.

In 2008, crews conducted 2577 total inspections of stations or equipment; 2526 of those were regularly scheduled inspections; 51 were orders created in the field. Crews performed 1007 scheduled facility inspections, 200 motor control/electrical inspections, 162 pump inspections, and 1157 inspections on additional related pump station components.

KUB also uses the frequency of trouble occurrences to adjust inspection frequencies. If a pump at one station generates a number of trouble calls, crews may inspect it more frequently.

For more detail on the numbers and types of inspections see Appendix B. The appendix also includes sample checklists for some of the inspection categories.

- Force Main Preventive Maintenance Program
The Forks of the River pump station was installed in 1998 to allow retirement of a small wastewater treatment plant, which served several industries in the Forks of the River Industrial Park. The force main for this pump station was designed to allow future growth in the industrial park.

As a result, the detention time in the 16-inch force main tends to cause extremely high levels of hydrogen sulfide (H₂S) and substantial odors.

KUB initially attempted to combat the high H₂S levels by pumping odor-control chemicals into the wet well at the wastewater pump station. Due to the long retention time in the force main, peroxide, nitrate compounds, and various types of iron salts were ineffective.

After those efforts failed, KUB considered SuperOxygenation. The SuperOxygenation process injects pure oxygen into the waste stream at high concentrations. Raising the dissolved oxygen levels in wastewater from a septic condition to a super-saturated level of 100 parts per million (ppm) or greater substantially reduces H₂S levels by oxidizing the H₂S and inhibiting the formation of additional H₂S.

KUB completed installation of a SuperOxygenation system in late November 2007. At this time, H₂S levels decreased from an average of 600 to 700 ppm to 100 ppm. KUB installed a second SuperOxygenation system at the Forks of the River pump station in 2008. With the addition of this second system, H₂S levels have been reduced to zero.

- Public Information/Public Input Plan

KUB continues to concentrate on educating customers about the wastewater system, sewer overflows, impacts on area waterways, and how they can help protect their plumbing and our environment. Some channels for communication have changed, however, and we continue to add new ones as needed.

For example, the *Knoxville News Sentinel* no longer offers the InfoLink recorded information line in the paper. KUB also completed its agreed sponsorship of Living Clean and Green through Ijams Nature Center and the KUB Advisor spots that ran on WBIR-TV are no longer aired.

To help compensate for those programs ending, KUB has redesigned its Customer Information Directory (CID) to include more information about wastewater safety, private laterals, and prohibited connections. The CID mails to about 600 customers each month who are either new to KUB or who move to a new address. We also increased the frequency of our *Connection* newsletter, which mails in all customer bills, from four times a year to six times a year.

We continue to meet regularly with the Partners Council, which was established in December 2004 to enhance KUB's PACE 10 program by increasing awareness and building consensus in our community. The council members both provide feedback and input to KUB and take information back to the groups they represent. They receive a written monthly update on current PACE 10 projects, construction communications, Can the Grease mailings, overflow numbers, and rainfall data. Every other month, the council meets for a presentation and more in-depth discussion of ongoing projects and trends in overflows.

KUB also offers speakers to neighborhood groups and organizations about PACE 10 projects, private laterals, prohibited connections, and other wastewater-related topics. We have presented to neighborhood/homeowners associations, service organizations such as Kiwanis, and professional organizations including the American Society of Civil Engineers. Groups may request presentations through our Web site or by calling our Customer Information Center at 865-524-2911.

We continue to mail letters to customers in advance of PACE 10 projects with information about the need for the project, smoke testing information, and more. We also still send Can the Grease (CTG) cans and written information to customers near grease-related overflows. In 2008, we sent approximately 17,000 construction letters and 1016 CTG mailings.

Section 8: Private Lateral Program

As required by the Consent Decree, KUB must operate a mandatory Private Lateral Program (PLP)*. The program helps protect our environment by ensuring that property owners repair their laterals and/or remove prohibited connections. [Prohibited connections include roof downspouts and other sources of stormwater.] Defective laterals or prohibited connections can overload KUB's sewer system with rainwater and contribute to sewer overflows. Leaking laterals can also add to pollution in area waterways.

KUB takes these steps as part of the PLP:

- Inspect customers' private laterals and identify defects or prohibited connections.
- Inform property owners of any defects, the process to follow to make repairs, and potential availability of financial aid.
- Ensure owners make lateral repairs or remove prohibited stormwater connections.
- Enforce the PLP by terminating the water service of customers who do not make repairs within the 120-day timeframe.

The statistics below illustrate actions undertaken in the Program from January 1, 2008, to December 31, 2008. Appeals were filed for five properties during the reporting period.

Total Private Laterals	785
Repair	194
Replace	591
Total with Tenants	342
Repair/Replace Complete	650
Terminations	81
Reinstatements	33
CAC Activity	
Applications provided to customers	320
Applications received	280
Grants approved	232
Loans approved	4
Funds Disbursed	
Grants	\$397,470.81
Loans	\$6,105.00
Estimated not Disbursed	
Grants	\$102,665.94
Loans	\$13,743.39

KUB continues to explore methods to identify defective private laterals and increase opportunities for property owners to take advantage of financial assistance. The income guideline percentages for both the Grant and Loans programs were increased effective January 2008. The increase follows research of homeowner incomes in the Knox County area based on 2000 Census data obtained from the Knoxville/Knox County Metropolitan Planning Commission. The expected result was to provide support for a greater number of customers that need assistance during the remainder of the SEP.

Members of the Regulatory Compliance staff attend community meetings in areas where rehabilitation is planned or is in process to educate homeowners about the PACE 10 process and promote funding assistance available under the SEP. Community television, KUB's Web site, and professional group presentations are other forms of communication used to educate property owners about the importance of properly maintaining sewer laterals and removing prohibited connections.

**This project was undertaken in conjunction with the settlement of a civil enforcement action taken by the United States for violations of the Clean Water Act.*

Appendices

Appendix A

Grease Control Program Summary Tables

2008 FSF Inspection Summary

Facility Name	Inactive FSFs	Trap/Interceptor Size	Trap Size Required	Interceptor Size Required	Total Inspections	Initial Inspections	Follow-Up Inspections	Repeat Inspections	Inspection Letters	Enforcement NONC Letter	Enforcement NOV Letter	Traps Installed	Comments
11TH Street Espresso House	X	30*	30		1			1					No food production at facility.
180 Sports & Fitness/ Moes Snack Bar	X	-*	-		4	1	3		1	1			No food production at facility.
A J's Restaurant		40	40		1			1					
A Taste of Havana *	X	40	40		4		1	3	1	1	1		Business is closed.
A Taste of Havana (Market Square)*	X	40	40		3	1	1	1	1				Business is closed.
A & K Barbeque*	X	20	40		1			1					Business is closed.
A.B.'s Bar & Grill*	X	50	50		2	1	1						Business is closed.
ABC Kiddies Academy		30	30		2	1	1		1				
Agave Azul Mexican Grill		1000		1000	3		2	1	1	1			
Alex's Havana Café*	X	40	40		1			1					Business is closed.
Ali Baba's Time Out Delicatessen		30	30		1			1		1			
All About Me Academy		40	40		1	1							
All Occasions Party Rentals	X	1000*		1000	1	1							No food production at facility.
Al's Market & Deli (Sevier Ave.)		40	40		7		4	3	1	2	1	1	
Al's Market & Deli (University)	X	20*	40		1			1		1			No food production at facility.
Amber Restaurant*	X	(30, 30)**		1000	3		1	2		1			Business is closed.
American Fresh		30	30		1			1		1			
Amerigo Italian Restaurant		1500		1500	3			3					
Amsterdam Bar & Grill		(40, 50)**	(40, 50)		1			1					
Anna's Market & Deli		40	40		1			1					
Apostolic Kiddie Academy		500		500	1			1					
Applebee's (Knox Center)		1000		1000	2		1	1		1			
Applebee's (Central Ave)		1000		1000	1			1		1			
Applebee's (Kingston Pk)		1000		1000	4		2	2	1	1			
Arby's (Broadway)		30	30		2			2					
Arby's (Schaad Road)		1000		1000	1			1					
Arby's (Strawplains)		40	40		1			1					
Arby's (Magnolia)		30	30		1			1					
Arby's (Chapman)		40	40		1			1					
Arby's (Clinton Hwy)		40	40		1			1					
Arby's (Gay St)		40	40		2		1	1					
Arby's (Kingston Pk)		30	30		1			1					
Arnstein Jewish Community Center		70	70		1			1					
Asian Chao		50	50		4			4		1	1		
Atria Weston Place		1500		1500	1			1		1			
Aubrey's Restaurant		2000		2000	1			1					
Auntie Anne's (Knoxville Center)		30	30		3			3		1			
Auntie Anne's (West Town Mall)		40	40		2			2		1			
Austin-East High School		1500		1500	1			1					
Austin's Steakhouse		1000		1000	2		1	1		1	1		
Azteca Market	X	-*	-		1			1					No food production at facility.
B & D Cafe		50	50		1	1						1	
B&B Produce*	X	40	40		1			1					Business is closed.
B&D Rib Shack Catering		50	50		2	1	1					1	
Backroom BBQ		40	40		1			1					
Backyard Burgers #1145		1000	1000		1			1					
Bagel Shop*	X	-	-		3	1	2						Business is closed.
Baja Café*	X	40	40		2	1		1					Business is closed.
Baptist Hospital*	X	1000		1000	1			1		1			Business is closed.
Bar Knoxville		(40, 100)**	(40, 100)		2			2		1			
Barley's Taproom & Pizzeria		1000		1000	1			1		1			
Barnes & Noble Café		1000		1000	1			1		1			
Barnie's Coffee & Tea Co.		50	50		3			3					
Barnie's Coffee & Tea Co. Commissary		20	20		2			2					
Baskin Robbins		1500*	40		2	1		1					FSF exceeded grease trap size requirement
Baskin Robbins/Bimmi's Salemmer Point		30	30		1			1		1			

**Entries in the Trap/Interceptor Size field that note two sizes represent facilities with multiple traps or interceptors.

2008 FSF Inspection Summary

Facility Name	Inactive FSFs	Trap/Interceptor Size	Trap Size Required	Interceptor Size Required	Total Inspections	Initial Inspections	Follow-Up Inspections	Repeat Inspections	Inspection Letters	Enforcement NONC Letter	Enforcement NOV Letter	Traps Installed	Comments
Bearden Elementary School		1000		1000	2			2					
Bearden High School		4000*		3000	1			1					FSF exceeded grease trap size requirement
Bearden Middle School		100		1500	1			1					
Bearden United Methodist DCC	X	-*	-		1			1					No food production at facility.
Beaumont Elementry School		1500		1500	1			1					
Bellacino's Pizza and Grinders		50	50		1			1		1			
Belle Morris Elementary		1000		1000	1			1					
Ben & Jerry's Ice Cream		40	40		2			2					
Best Western Hotel	X	-*	-		1	1							No food production at facility.
Big Daddy's Ribs & Hamburger's*	X	500		500	3			3					Business is closed.
Big Fatty's		1000		1000	1			1		1			
Bill's Market & Deli		40	40		1			1		1			
Bistro at The Bijou		(40, 100)**	(40, 100)		3			3					
Blue Cats Music Hall*	X	40	40		1		1		1				Business is closed.
Blue Chips Sports Pub & Grill		30	30		1			1		1			
Bluegrass Music Restaurant		1500		1500	2	1	1					1	
Blues & Jazz Sports Bar	X	-*	-		1			1					No food production at facility.
Bojangles*	X	1500		1500	2	1	1						Opening in 2009.
Bonefish Grill		2000*		2000	1		1		1	1			Enforcement began in 2007.
Borders Books Music & Cafe		40	40		4		3	1	1	1			
Bo's Laffitte*	X	(40, 40, 40)**		1500	2	1	1						Opening in 2009.
Bountiful Blessings		0*	40		1	1							FSF is in enforcement process.
Boys and Girl Club of Greater Knoxville		*(1000, 1000)**		1000	3	1	2					2	FSF exceeded grease trap size requirement
Boys and Girls Club (Vestal)	X	-*	-		1	1							No food production at facility.
Brakebill Nursing Home		3000		3000	1			1					
Bravo's		1500		1500	1			1					
Breadbox (Pleasant Ridge Rd)		20	20		1			1		1			
Breadbox (Washington Pike)		40	40		1			1		1			
Breaker's Sports Bar		1000		1000	1			1					
Bridge View Grill*	X	2000		2000	4			4		1	1		Business is closed.
Broadway Baptist Church		1500		1500	1		1					1	
Brookvale at Homewood Residence		1000		1000	3	1	2		1			1	
Brownie's 2		40	40		1			1					
Bruegger's Bagels		50	50		2		1	1	1	1			
Buddy's Bar B Q (Banquet Hall)		1500		1500	1			1		1			
Buddy's Bar B Q (Bearden)		1500		1500	1			1		1			
Buddy's Bar BQ (Kingston Pk)		40	40		1			1		1			
Buddy's Bar BQ (Chapman Hwy)		1000		1000	1			1		1			
Buddy's Bar BQ (Broadway)		1000		1000	1			1		1			
Buddy's Bar BQ (Magnolia)		100	100		3			3		1			
Buffalo Wild Wings Grill and Bar		1500		1500	2		2			1			
Burger King (Cumberland Ave)*	X	1000		1000	1			1					Business is closed.
Burger King (Broadway)		1000		1000	1			1					
Burger King (Region Ln)		1500		1500	1			1					
Burger King (Northshore)		1500		1500	1			1					
Burger King (Chapman)		1500		1500	1			1					
Burger King (Merchants)		1000		1000	2		1	1	1				
Burger King (Millertown)		1500		1500	1			1					
Burger King (Kingston Pike)		1000		1000	3			3		1			
Burger King (Middlebrook)		1500		1500	2		1	1	1				
Burlington Fish Market		40	40		6		4	2		1			
Burrito Diablo*	X	40	40		1			1					Business is closed.
Bush Brothers		(100, 1500)**	100	1500	1			1		1			
Butcher Shop		1500		1500	1			1					
By The Tracks Bistro		1500		1500	5		4	1		1		1	
C & G Cafe		20	20		2	1	1		1	1		1	See comment at right.

**Entries in the Trap/Interceptor Size field that note two sizes represent facilities with multiple traps or interceptors.

2008 FSF Inspection Summary

Facility Name	Inactive FSFs	Trap/Interceptor Size	Trap Size Required	Interceptor Size Required	Total Inspections	Initial Inspections	Follow-Up Inspections	Repeat Inspections	Inspection Letters	Enforcement NONC Letter	Enforcement NOV Letter	Traps Installed	Comments
Cafe 4		1500		1500	8	1	7		1			1	
Cafe Gourmet		40	40		1			1					
Cagle Terrace	X	-*	-		1			1					No food production at facility.
Cajun Cafe & Grill		(20, 40)**	(20, 40)		2			2		1	1		
Calhoun's Banquet and Catering Kitchen		1500		1500	2			2					
Calhoun's On Bearden Hill		1500		1500	2			2					
Camargo's Taqueria		40	40		3		1	2	2				
Cancun		(50, 200)**	(50, 200)		1			1		1			
Cancun Mexican Restaurant & Cantina		1000		1000	1			1		1			
Cancun Mexican Restaurant*	X	1000		1000	2		1	1					Opening in 2009.
Cantinellas		40	40		1	1							
Capone's Windy City Eatery*	X	40	40		1			1					Business is closed.
Cappuccino's/Copper Cellar Restaurant		1500		1500	2			2					
Captain D's (Merchants)		1000		1000	2		1	1	1	1			
Captain D's (Chapman)		1000		1000	2		1	1	1	1			
Captain D's (Broadway)		1000		1000	2			2		1			
Captains Bar & Grill		30	30		4	1	3		1	1		1	
Cardins Drive-In		40	40		1			1		1			
Carmike Cinemas 10		40	40		1			1		1			
Carousel II	X	-*	-		1			1					No food production at facility.
Carringer & Son's Market		40	40		1			1					
Carter Elementary		(200, 1000)**		(200, 1000)	1			1					
Carter High School		2000		2000	1			1					
Carter Middle School		1500		1500	1			1					
Casa Don Gallo		1500		1500	1			1		1			
Casey's Bar & Grill		30	30		1	1						1	
Cassidy's Country Deli		100	100		3			3		1	1		
Catholic Charities of East TN.		1000		1000	1	1							
Center Kitchen*	X	-	-		1			1					Business is closed.
Central Baptist Church Early Child Ctr.		(1000, 100)**	100	1000	4		3	1	1			2	
Central Baptist Church of Bearden		40	40		1			1					
Central High School		4000*		2000	1			1		1			FSF exceeded grease trap size requirement
Central Park		1000		1000	1			1					
Central United Methodist Church		1000		1000	3	1	2					1	
Cesar's Bakery		30	30		3		1	2		1	1		
Cha Cha's*	X	1500		1500	1			1					Business is closed.
Chandler's Deli		40	40		1			1					
Chapman Toddler Center		0*	40		1	1							FSF is in enforcement process.
Charleys Grilled Subs		60	60		2			2					
Charlie Peppers*	X	40	40		1			1					Business is closed.
Checker Flag Shell*	X	40	40		1			1					Business is closed.
Cherokee Country Club		1000		1000	1			1		1			
Cherokee Health Systems		1500		1500	1	1						1	
Cherries Internet Cafe		50	50		2	1	1					1	
Chesapeakes		1000		1000	2		1	1	1				
Chez Guevara		0*		1500	2	1	1		1				FSF is in enforcement process.
Chic-Fil-A (Gay St)		150	150		2		1	1		1			
Chic-Fil-A (Knox Center)		40	40		3			3		1			
Chic-Fil-A (West Town Mall)		50	50		2			2		1			
Chick-Fil-A (Kingston Pk)		1500		1500	1			1		1			
Child & Family Care Campus		1000		1000	1	1						1	
Children At Play		30	30		2	1	1					1	
Children's Center of Knoxville		40	40		1			1					
Chilhowee Elementary		1500		1500	1			1					
Chilhowee Hills Baptist		1000		1000	2			2		1			
Chili's (Clinton Hwy)		1500		1500	1			1		1			

**Entries in the Trap/Interceptor Size field that note two sizes represent facilities with multiple traps or interceptors.

2008 FSF Inspection Summary

Facility Name	Inactive FSFs	Trap/Interceptor Size	Trap Size Required	Interceptor Size Required	Total Inspections	Initial Inspections	Follow-Up Inspections	Repeat Inspections	Inspection Letters	Enforcement NONC Letter	Enforcement NOV Letter	Traps Installed	Comments
Chili's (Cumberland Ave.)		1000		1000	4			4		1			
Chili's Restaurant (Kingston Pk)		1500		1500	2		1	1		1			
China City Restaurant		(40, 40)**	(40, 40)		2		1	1					
China Garden		1000		1000	3		1	2	1				
China King Buffet*	X	(40, 40, 40)**	40)		6		2	4		1	1		Business is closed.
China Pearl*	X	1500		1500	1			1					Business is closed.
Chop House		2000		2000	1		1						
Christenberry Elementary		1000		1000	1			1					
Chrome Pony		40	40		1			1		1	1		
Chuck E Cheese		1500		1500	1			1					
Church Street UMC (Kitchen)		(40, 60)**	(40, 60)		2			2					
Ci Ci's Pizza (Tazewell Pike)		1000		1000	1			1		1			
Ci Ci's Pizza (Kingston Pike)		1000		1000	1			1		1			
Cinnabon		30	30		2			2				1	
Cities Cupcake Boutique		60	60		1	1						1	
City Star Market	X	-*	-		1	1							No food production at facility.
City/County Building (Jail Kitchen)		0*		2000	3	1	2			1	1		FSF is in enforcement process.
Clarion Inn	X	-*	-		1	1							No food production at facility.
Club 106		40	40		2		1	1					
Club Leconte		(100, 100)**	(100, 100)		1			1		1			
Club XYZ	X	-*			1			1					No food production at facility.
Coffee & Chocolate		30	30		1			1					
Coffee Cup Cafe		40	40		2			2		1			
Cold Stone Creamery*	X	40	40		1			1					Business is closed.
Colonel's Delicatessen		40	40		1			1					
Columbus Home	X	-*	-		1			1					No food production at facility.
Comfort Inn		20	20		1	1						1	
Comfort Suites Hotel		40	40		1	1						1	
Cool Beans Restaurant		1000	1000		1			1					
Copa Cabana Sports Bar		30	30		2	1	1						
Cumberland Grill		2000		2000	2			2					
Copper Cellar Commissary		1000		1000	3		1	2	1				
Copper Cellar (Banquet Room)		2000		2000	1			1					
Corky's Ribs and BBQ*	X	1500		1500	1			1					Business is closed.
Corner Market		40	40		1	1						1	
Corner Street Lounge*	X	0	60		2		2						Business is closed.
Country Kitchen*	X	40	40		3			3		1	1		Business is closed.
Country Table Restaurant		40		40	1			1					
Court South		(20, 40)**	(20, 40)		3			3		1			
Couva Calypsa Cafe		1500		1500	1			1					
Coyote Joes		40	40		2			2		1	1		
Cozymel's Restaurant*	X	1000		1000	1			1					Business is closed.
Cracker Barrel (Mall Road)		(1000, 1000)**		2000	1			1		1			
Cracker Barrel (Central Ave Pike)		*(1500, 1500)**		2000	2		1	1	1	1			FSF exceeded grease trap size requirement
Cracker Barrel (Cracker Barrell Ln)		1500		1500	1			1		1			
Crawfords Group Home	X	-*	-		1			1					No food production at facility.
Cross Ministries		1000		1000	1			1					
Cumberland House Hotel		3000		3000	1			1					
Cumberland Tap Room		30	30		1			1					
Cuppy's Coffee and More (Western)*	X	30	30		3			3		1			Business is closed.
Cuppy's Coffee and More (Chapman)*	X	30	30		2			2					Business is closed.
Dairy Queen		1000		1000	1			1					
Dan McGrews*	X	(1500, 1500)**		1500	1			1					FSF exceeded grease trap size requirement. Business closed.
Dara's Garden	X	-*	-		1	1							No food production at facility.
DaVinci's Pizza		40	40		1			1		1			
Days Inn	X	-*	-		2	2							No food production at facility.

**Entries in the Trap/Interceptor Size field that note two sizes represent facilities with multiple traps or interceptors.

2008 FSF Inspection Summary

Facility Name	Inactive FSFs	Trap/Interceptor Size	Trap Size Required	Interceptor Size Required	Total Inspections	Initial Inspections	Follow-Up Inspections	Repeat Inspections	Inspection Letters	Enforcement NONC Letter	Enforcement NOV Letter	Traps Installed	Comments
Daytona Nights*	X	(30, 60)**	(30, 60)		4			4					Business is closed.
Denton's Orange Drink		1000		1000	1			1		1			
Deuces Bar & Grill		30	30		1			1		1			
Digenovas Pizza*	X	1000		1000	1			1					Business is closed.
Dine-A-Mite Diner*	X	0	40		1			1					Business is closed. FSF was in enforcement process.
Dippin Donuts		1000		1000	1			1		1			
Dixon's Bar B Que		0	40		1			1					FSF is in enforcement process.
Doan's Mkt. & Deli		30	30		1			1					
Dogwood Elementary School		1000		1000	1			1					
Domino's Pizza (Middlebrook)		1500		1500	1	1							
Domino's Pizza (Cumberland)		40	40		3		3	1	2				
Domino's Pizza (Pleasant Ridge)		30	30		1		1	1	1				
Domino's Pizza (Broadway)		40	40		1			1					
Domino's Pizza (Northshore)		40	40		1	1						1	
Don Pablo's		1000*		1000	2			2	1	1			FSF is in enforcement process.
Donna's Group Daycare	X	-*	-		1	1							No food production at facility.
Dorthy's Diner		40	40		1	1							
Double D. Saloon & Grill		30	30		1			1		1			
Downtown Brewery and Grill		150	150		1			1					
Downtown Grind		30	30		1			1					
Downtown West Cinema 8		40	40		1	1							
Duncan Café		40	40		1			1		1			
Dynasty Express (Cumberland)		30	30		1			1		1	1		
Dynasty Express (Broadway)		40	40		1			1					
E. Anderson Market*	X	-	-		1	1							Business is closed.
East Knox Elementary School		1500		1500	1			1					
East Tennessee Children's Hospital		2000		2000	1			1					
East Tn. Regional Juvenile Service Cent.		2000		2000	1			1		1	1		
Echo Ridge Retirement Facility		1500		1500	1			1		1			
Eclipse Restaurant And Bar		1000		1000	9	1	7	1	1	1	1		
El Charro		1500		1500	2			2					
El Charro Express		20	20		1			1					
El Chico Restaurant #1		1000		1000	1			1		1	1		
El Gallo*	X	0		1500	3	1	2						FSF is under construction.
El Herradero (Food Trailer)	X	-*	-		1	1							No food production at facility.
El Mezcal Mexican Restaurant		200	200		5	1	4		1			1	
El Mezon*	X	40	40		1			1					Business is closed.
Electric Ballroom*	X	40	40		1			1					Business is closed.
Elmcroft of West Knoxville		1500		1500	1			1					
Entertainer Catering		100	100		1			1					
Ephesus Mediterranean Grill		30	30		2		1	1	1				
Evangelical Bookstore	X	30*	30		1			1					No food production at facility.
Eva's To Go*	X	1500		1500	1			1		1			Business is closed.
Fair Garden Elementary School		500		500	1			1					
Fairfield Inn By Marriott	X	-*	-		2			2					No food production at facility.
Falafel Hut		40	40		2		1	1	1	1			
Fats BBQ		40	40		2		1	1		1	1		
Fazoli's		1000		1000	1			1		1			
Fifth Avenue Baptist Church		100	100		2			2					
Fifth Avenue Deli & Mkt.*	X	0	40		1		1						Business is closed. FSF was in enforcement process.
FireHouse (Buckingham)		50	50		1	1		1				1	
Firehouse Subs (Broadway)		1500		1500	2			2		1			
Firehouse Subs (Cumberland)		40	40		3		2	1	1	1			
First Christian Church	X	-*	-		2			2		1			No food production at facility.
First Step II Inc. Young Adventurers		40	40		1			1		1			
First Step II Inc. Young Adventurers		-	-		1	1							See comment at right.

**Entries in the Trap/Interceptor Size field that note two sizes represent facilities with multiple traps or interceptors.

2008 FSF Inspection Summary

Facility Name	Inactive FSFs	Trap/Interceptor Size	Trap Size Required	Interceptor Size Required	Total Inspections	Initial Inspections	Follow-Up Inspections	Repeat Inspections	Inspection Letters	Enforcement NONC Letter	Enforcement NOV Letter	Traps Installed	Comments
Flames Lounge*	X	-	-		1			1					Business is closed.
Florence Crittenton Agency Inc.		1000		1000	1			1					
Food City (Morrell)		1000		1000	1			1					
Food City (Chapman)		1000		1000	3		1	2					
Food City (Broadway)		1500		1500	1		1		1	1			
Food City (Clinton)		1500		1500	1			1		1			
Food City (Western)		1000		1000	2			2					
Food City (Asheville)		1000		1000	1			1		1			
Food City (Asheville)		1500		1500	2			2		1			
Food City (Kingston)		1000		1000	1			1					
Food City (Western)		2000		2000	1			1		1			
Food City (Broadway)		1000		1000	3		1	2					
Food City (Alcoa)		1000		1000	1			1		1	1		
Food City (Loves Creek)		1000		1000	1			1		1			
Food Lion (Riverview Crossing)		1000		1000	1			1					
Food Lion (Centerline Drive)		1000		1000	1			1					
Fort Sanders Educational		0*		1500	1			1					FSF is in enforcement process.
Fort Sanders Hospital		2000		2000	1			1					
Fountain City Creamery		30	30		1			1					
Fountain City Elementary		1000		1000	1			1					
Fountain City Pres. Church Childcare	X	-*	-		1	1							No food production at facility.
Fountain City UMC Preschool	X	-*	-		1	1							No food production at facility.
Four Way Bait & Tackle*	X	-	-		1			1					Business is closed.
Fox's Pizza		50	50		5	1	2	2				1	
Francesismo's 4620		30	30		2	1		1					
Frank N Stein*	X	20	20		1			1					Business is closed.
Fresh Market & Deli		20	20		2		1	1		1	1		
Froots Smoothies		40	40		2			2		1			
Frullati Cafe		30	30		3		1	2	2	1			
Frussies Deli		20	20		1			1					
Fulton High School		1000		1000	1			1					
Garelli's (Broadway)		40	40		1			1		1			
Garelli's (Gay St)*	X	40	40		1			1		1			Business is closed.
Garrett's Downtown Deli		50	50		4	1	1	2	1			1	
Gino's Pizza & Subs		30	30		1			1		1			
Ginza Japan Steakhouse & Grill (Closed)*	X	1000		1000	1			1					Business is closed.
Godfather's Pizza		100	100		3		1	2		1			
Godfrey's Restaurant (Holiday Inn Express)		150	150		1			1					
Golden Garden Chinese Restaurant		40	40		2		1	1	1	1			
Golden Roast	X	30*	30		1			1					No food production at facility.
Golden Wok		1000		1000	3			3		1			
Goodfella's Sports Bar*	X	30	30		1			1					Business is closed.
Gordo's Catering		50	50		1		1					1	
Grand Forest Town Homes*	X	-	-		1			1					Business is closed.
Great American Cookie (Knox Center)		30	30		4			4		1			
Great American Cookies (West Town)		30	30		2			2		1			
Great American Steak & Buffet Co.		2000		2000	1			1		1			
Great Wraps*	X	40	40		2		1	1	1	1			Business is closed.
Greek Village		40	40		1	1							
Green Hills Grille		2000		2000	2		1	1		1	1		
Green Magnet Math and Science Academy		1500		1500	1			1					
Gresham Middle School		1000		1000	1			1					
Gridiron Burgers (Clinton Hwy)*	X	(50, 150)**	(50, 150)		1			1		1			Business is closed.
Gridiron Burgers (Gay Street)*	X	0	100		3	1	2						Opening in 2009.
Grill Express		20	20		1			1					
GSA Court House Café	X	*(40, 1000)**	40	1000	1			1					No food production at facility.

**Entries in the Trap/Interceptor Size field that note two sizes represent facilities with multiple traps or interceptors.

2008 FSF Inspection Summary

Facility Name	Inactive FSFs	Trap/Interceptor Size	Trap Size Required	Interceptor Size Required	Total Inspections	Initial Inspections	Follow-Up Inspections	Repeat Inspections	Inspection Letters	Enforcement NONC Letter	Enforcement NOV Letter	Traps Installed	Comments
Gunthor's Galley		1500		1500	3			3		1			
Gus's Good Time Deli		20	20		2			2		1	1		
Gus's Restaurant		(40, 40)**	(40, 40)		1			1					
Gutbuster's*	X	50	50		2			2					Business is closed.
Guthrie's		1500		1500	4	1	2	1	1				
Half Barrel		1500		1500	1			1					
Ham 'N' Goodys		40	40		1			1		1	1		
Hampton Inn		50	50		1	1						1	
Hampton Inn & Suites		1500		1500	2	1	1					1	
Handy Dandy Mkt.		40	40		2		1	1		1			
Hanna's Café (Cumberland)		100	100		3		2	1	2	1		1	
Hanna's Café (Central)		30	30		2		1	1	1				
Happy Garden Chinese		(1000, 1000)**		2000	1			1		1			
Harb's Pizza & Deli		30	30		1			1					
Hardee's (Tazewell)		1000		1000	1		1			1	1		
Hardee's (Chapman)		1000		1000	1			1		1	1		
Hardee's (Alcoa)		1000		1000	1			1		1	1		
Hardee's (Western)		1000		1000	1			1		1	1		
Hardee's (Northshore)		1000		1000	1			1		1			
Hardee's (Asheville)		1000		1000	3			3		1	1		
Hardee's (Kingston)		1500		1500	1			1		1	1		
Harvest Cafe		1000		1000	3	1	1	1					
Head Start (Prospect)		1000		1000	2			2					
Hemphill's Mkt. & Deli (Remove)*	X	10	10		1			1					Business is closed.
Heritage Assisted Living		1000		1000	1			1		1			
Hibachi Factory (Northshore)*	X	50	50		1			1					Business is closed.
Hibachi Factory (Cumberland)		20	20		2		1	1	1	1			
Hibachi Factory (Downtown West)		60	60		2		1	1	1				
Hillcrest Health Care North		*(500, 2000)**		2000	1			1					FSF exceeded grease trap size requirement
Hillcrest South		(500, 1500)**		2000	4		1	3				1	
Hillcrest West		1500		1500	1			1					
Ho Ho Chinese Restaurant		(20, 20)**	(20, 20)		1			1					
Hogan's Bakery & Cafe (Kingston Pk)*	X	1500		1500	4		2	2		2			Business is closed.
Hogan's Bakery (Middlebrook)*	X	30	30		3		1	2	1	1			Business is closed.
Holiday Inn Central		1000		1000	1			1		1			
Holston Grill*	X	30	30		2		1	1					Business is closed.
Holston Healthcare		1000		1000	1			1					
Holston Hills C. C.		1000		1000	1			1					
Holston Middle School		1500		1500	1			1					
Holy Land Market		50	50		1		1			1			
Honey Baked Ham (Washington Pk)		1500		1500	1			1		1	1		
Honey Baked Ham (Kingston)		1000		1000	1			1					
Hong Kong House		1000		1000	4		2	2	1	1			
Hooter's (Kingston)		1000		1000	2			2		1			
Hooter's (Central Ave)		1500		1500	2		1	1					
House of Courage	X	-*	-		1	1							No food production at facility.
House Of Dragon		20	20		1			1					
House of Thaller		1000		1000	1			1		1			
Howard Johnson's Restaurant		40	40		1			1					
I Love N Y Pizza		40	40		1			1					
Ice-Chalet	X	-*	-		1	1							No food production at facility.
IGA at Five Points		1500		1500	1			1					
Ingles		1000		1000	1			1					
Inskip Community Pool		0*	40		1	1							FSF is in enforcement process.
Inskip Elementary		1000		1000	1			1					
Inskip Food Mart		50	50		1			1					

**Entries in the Trap/Interceptor Size field that note two sizes represent facilities with multiple traps or interceptors.

2008 FSF Inspection Summary

Facility Name	Inactive FSFs	Trap/Interceptor Size	Trap Size Required	Interceptor Size Required	Total Inspections	Initial Inspections	Follow-Up Inspections	Repeat Inspections	Inspection Letters	Enforcement NONC Letter	Enforcement NOV Letter	Traps Installed	Comments
International House of Pancakes (Kingston)		2000		2000	1			1					
International House of Pancakes (Merchants)		1000		1000	1			1					
Isabella Towers	X	-*	-		1			1					No food production at facility.
J & B Grill*	X	30	30		3	1		2					Business is closed.
Jack' Breeze Thru Market		40	40		1			1		1			
Jacob's Building Snack Bar 1		-	-		1	1							
Jacob's Building Snack Bar 2		-	-		1	1							
Jacob's Time-Out Deli		20	20		2		1	1					
Jason's Grill & Deli *	X	40	40		1			1					Business is closed.
Jersey Mike's Subs*	X	30	30		1			1					Business is closed.
Jimmy John Gourmet Sand.		40	40		2		1	1	1	1	1		
Jimmy's Original Southern Pub		20	20		1		1						
John T. O'Connor Senior Citizens Center		40	40		1		1						
John Tareton Home/Remove		30	30		1			1					
Judy's II Lounge & Restaurant*	X	1000		1000	2			2					Business is closed.
Kai Zen Japanese Restaurant		(60, 60)**	(60, 60)		1	1						2	
Kaleidoscoops*	X	40	40		1			1					Business is closed.
Kanpai of Tokyo		1500		1500	1			1					
Kashmir Indian Restaurant*	X	40	40		1			1					Business is closed.
Kat's Sports Bar	X	-*	-		2			2					No food production at facility.
Kaya Korean Restaurant		50	50		1			1					
Kay's Ice Cream		30*	30		1			1					No food production at facility.
Kenjo Market (Central)		40	40		1			1					
Kenjo Market (Sevierville)		40	40		2		2		1			1	
Kenjo Market (6519 Chapman)		30	30		1			1					
Kenjo Market (3120 Chapman)		30	30		2		1	1	2				
Kesha's Market & Deli*	X	50	50		2			2					Business is closed.
KFC (Shurmard)		1500		1500	1			1		1			
KFC (Broadway)		1000		1000	1			1		1			
KFC (Magnolia)		1000		1000	1			1		1			
KFC (Millertown)		1500		1500	2		1	1	1	1			
KFC (Western)		1000		1000	2			2		1			
KFC (Chapman)		1500		1500	1			1		1			
Kichi Sushi & Noodle		50	50		3	1	1	1	1			1	
Kick Shots Sports Bar		50	50		1			1					
Kids Inkorporated		0*	30		2	1	1		1				FSF is in enforcement process.
Kids Place-Camp		40	40		3	1	2		1			1	
Kimo's		60	60		1	1						1	
Kimo's Pizza Shack (closed)*	X	40	40		1			1					Business is closed.
King Tut's Grill		40	40		3		2	1	1	1	1		
King's Market # 2		30	30		1			1					
Kitts Market Cafe		1500		1500	25		22	3					
Kiwanis-East II Head Start		1000		1000	1			1					
Knox Area Rescue Ministries		3000		3000	1			1					
Knox County Detention Facility		1500		1500	1			1		1			
Knoxville Adaptive Education Center-Cafeteria		1500		1500	2			2					
Knoxville Billiards		20	20		2		1	1		1			
Knoxville Catering & Special Events*	X	40	40		1			1					Business is closed.
Knoxville Center Mall		1500		1500	2			2		1			
Knoxville Chinese Christian Church		1000		1000	1			1		1			
Knoxville Coliseum (Center Plate)		20	20		1		1						
Knoxville College Cafeteria		40	40		2		1	1	1	1			
Kitchen)		50	50		1			1					
Knoxville Convention Center (Main Kitchen)		(1500, 1500)**		3000	1			1					
Knoxville Elks Lodge #160		40	40		1			1					
Knoxville Expo Center		(40, 1500)**	40	1500	1			1					

**Entries in the Trap/Interceptor Size field that note two sizes represent facilities with multiple traps or interceptors.

2008 FSF Inspection Summary

Facility Name	Inactive FSFs	Trap/Interceptor Size	Trap Size Required	Interceptor Size Required	Total Inspections	Initial Inspections	Follow-Up Inspections	Repeat Inspections	Inspection Letters	Enforcement NONC Letter	Enforcement NOV Letter	Traps Installed	Comments
Knoxville Food and Drink		1500		1500	1			1	1				
Knoxville Golf Course		40	40		1			1		1			
Knoxville Hilton (Market Cafe & Marty's Bistro)		250	250		1			1					
Knoxville Pearl	X	-*	-		1			1					No food production at facility.
Knoxville Racquet Club		40	40		2			2					
Knoxville Zoological Gardens		(40, 500)**	40	500	1			1		1			
Meals		*(1500, 1500)**		2000	1	1							FSF exceeded grease trap size requirement
Koi Fuzion		(100, 100)**	(100, 100)		2		1	1	1				
Korea House Restaurant		40	40		2		1	1	1				
Krispy Kreme (Kingston)		1500		1500	1			1		1			
Krispy Kreme (Broadway)		1000		1000	1			1					
Kroger (2217 Broadway)		50	40		2		1	1		1			
Kroger (5003 Broadway)		40	40		1			1		1			
Kroger (Kingston)		1000		1000	1			1					
Kroger (Western)		40	40		1			1		1			
Kroger (Chapman)		1500		1500	1			1		1			
Krogers (Asheville)		(40, 1000)**	40	1000	1			1		1	1		
Krystal (Western)		1000		1000	1			1		1			
Krystal (Magnolia)*	X	1000		1000	1			1					Business is closed.
Krystal (Clinton)		1500		1500	1			1		1			
Krystal (Chapman)		1000		1000	2		1	1		1			
Krystal (Broadway)		1000		1000	1			1		1			
Krystal (Millertown)		1000		1000	1			1					
Krystal (Strawberry)		1000		1000	2		1	1	1	1			
Krystal (Cumberland)		1000		1000	1			1		1			
Kurt's		60	60		1			1		1			
Kwik Pantry Food Stores	X	20*	20		1			1					No food production at facility.
Kyoto Express*	X	40	40		1			1					Business is closed.
La Costa		40	40		1			1					
La Esperanza Market #1		40	40		4	1	3		1			1	
La Esperanza Market #2		40	40		4		1	3	1				
La Fiesta Mexican Grill		1000		1000	3			3					
La Flor Mexican Bakery		40	40		4	1	3		1			1	
La Haceinda Mexican Restaurant		1000		1000	3	1	2					1	
La Ilusion Market		50	50		1			1		1	1		
La Quinta Inn & Suite	X	-*	-		1	1							No food production at facility.
La Rumba Restaurant & Bar		1500		1500	9	1	8		1	1		1	
Lakeshore Mental Health Institute		100	100		3		2	1	1				
Lakeside Pizza & Pub *	X	30	30		1			1					Business is closed.
Lariat Lounge		40	40		4			4		1	1		
Las Americas*	X	-	-		2			2					Business is closed.
Laurel Mountain Eatery		50	50		1			1		1	1		
Le Parigo Restaurant		1000		1000	3		1	2				1	
Lee's Half-Time, LLC		20	20		1			1					
Lema's		0*	40		2		1	1	1				FSF is in enforcement process.
Lennon-Seney UMC	X	-*	-		1			1					No food production at facility.
Lenny's Sub (Clinton)		40	40		1			1		1			
Lenny's Sub (Kingston)		40	40		2		1	1	1	1			
Lenny's Sub (Tazewell)		40	40		1			1		1			
Leo's Cafe		2000		2000	2			2					
Little Caesars Pizza (Western)		30	30		3		1	2	1	1	1		
Little Caesar's Pizza (Broadway)		20	20		1			1		1	1		
Little Caesar's Pizza (Centerline)		20	20		2		1	1		1	1		
Little India Cuisine		1500		1500	1	1						1	
Little Italian Subs & Pizza*	X	30	30		1			1					Business is closed.
Little Ricky's Sports Bar	X	-*	-		1			1					FSF is in enforcement process.

**Entries in the Trap/Interceptor Size field that note two sizes represent facilities with multiple traps or interceptors.

2008 FSF Inspection Summary

Facility Name	Inactive FSFs	Trap/Interceptor Size	Trap Size Required	Interceptor Size Required	Total Inspections	Initial Inspections	Follow-Up Inspections	Repeat Inspections	Inspection Letters	Enforcement NONC Letter	Enforcement NOV Letter	Traps Installed	Comments
Litton's Market & Restaurant		(100, 2000)**	100	2000	2			2					
Logan's Roadhouse*	X	1500		1500	2		1	1					Business is closed.
Long John Silvers (Clinton)		1000		1000	1			1					
Long John Silver's (Broadway)		40*		1500	5		2	3	1	1			FSF is in enforcement process.
Long John Silver's (Magnolia)		1000		1000	1			1		1	1		
Long John Silver's (Western)		1000		1000	1			1		1			
Longbranch Saloon	X	-*	-		1			1					No food production at facility.
Long's Drug Store		40	40		1			1					
Lonsdale Dine-In & Carry-Out*	X	0	40		1			1					Business is closed. FSF is in enforcement.
Lonsdale Elementary		0*		1500	1			1					FSF is in enforcement process.
Lord Lindsey (Closed)*	X	-	-		1			1					Business is closed.
Los Arcos Mexican Restaurant*	X	50	50		4		1	3	1				Business is closed.
Los Molcajetes Mexican*	X	-	-		1			1					Business is closed.
Los Paisano's Mexican Restaurant		1000		1000	1			1		1	1		
Louis' Restaurant		1000		1000	1			1					
Love Kitchen		70	70		5		4	1	1	1			
Lunch Box		50	50		1			1					
Lunch Box Market and Grill*	X	1000		1000	1			1					Business is closed.
Lunch House		(15, 30)**	(15, 30)		1			1					
Lunchbox Market & Cafe at the Atruim		40	40		1			1		1			
M & M Catering*	X	40	40		1			1		1			Business is closed.
Macleod's		20	20		1			1		1			
Macleod's Restaurant & Pub*	X	40	40		1			1					Business is closed.
Mac's Smokehouse Barbeque*	X	0		1000	1	1							Opening in 2009.
Magic Sushi		0	100		2		1	1	1				FSF is in enforcement process.
Magnolia Café		(10, 40)**	(10, 40)		1			1					
Magnolia Cafeteria		1500		1500	3	1	2					1	
Magnolia Provisions		(1000, 1000)**		2000	1			1					
Maggies		1500		1500	1		1			1		1	
Mahogany's		100	100		1			1					
Mainstay Suites		50	50		3	1	2						
Majestic Castle Learning Center	X	-*	-		1	1							No food production at facility.
Makino		1000		1000	3		2	1	1	1			
Malibu 7 Rest. & Dance		0*	40		2		1	1	1				FSF is in enforcement process.
Mama Jan's*	X	40	40		2		1	1	1	1	1		Business is closed.
Mandarin House (Merchants)		1000		1000	1			1					
Mandarin House (Gleason)		1000		1000	1			1					
Manhattan's Antiques Bistro & Bar		40	40		1			1		1			
Marble Slab (Market)		50	50		1	1						1	
Marble Slab (Broadway)		40	40		1			1					
Marble Slab (4835 Kingston)		40	40		1			1		1	1		
Marble Slab (7600 Kingston)		30	30		3		1	2	2	1	1		
Marcella's		40	40		2			2					
Margarita's		1000		1000	2			2					
Market Square Kitchen		40	40		1			1					
Mark's Time Out Deli		40	40		2			2		1	1		
Marriot Hotel (Hill Street Café)		50	50		1			1		1			
Marriott Hotel (Basement Kitchen)		100	100		1			1					
Mart 1 Market*	X	-	-		1			1					Business is closed.
Martha's Place		40	40		2	1	1		1				
Marthon Super Market	X	-*	-		1	1							No food production at facility.
Mary's Deli		40	40		1		1			1		1	
Max Deli		30	30		2			2		1	1		
Maxx's Sports Grille and Lounge*	X	1500		1500	1		1				1		Business is closed. NONC was for 2007.
Maynard Elementary School		1500		1500	4		4	1				1	
McAlister's (School)		1000		1000	1			1		1	1		

**Entries in the Trap/Interceptor Size field that note two sizes represent facilities with multiple traps or interceptors.

2008 FSF Inspection Summary

Facility Name	Inactive FSFs	Trap/Interceptor Size	Trap Size Required	Interceptor Size Required	Total Inspections	Initial Inspections	Follow-Up Inspections	Repeat Inspections	Inspection Letters	Enforcement NONC Letter	Enforcement NOV Letter	Traps Installed	Comments
McAlister's (Morrell)		1000		1000	1			1		1			
McAlister's (Cumberland)		1000		1000	1			1		1	1		
McDonalds (Merchants)		1000		1000	1			1		1			
McDonalds (Strawplains)		1000		1000	1			1					
McDonalds (Chapman)		1000		1000	1			1		1			
McDonalds (Broadway)		1000		1000	1			1					
McDonalds (Kingston)		2000		2000	1			1		1			
McDonalds (Cumberland)		2000		2000	6		6				1	1	
McDonald's (Magnolia)		1000		1000	1			1		1			
McDonalds (Northshore)		1000		1000	1			1					
McDonalds (N. Broadway)		1000		1000	1			1		1			
McDonalds (Chapman)		1000		1000	1			1		1			
McDonalds (Western)		1000		1000	4	1	2	2	1				
McDonalds (Kenzel)		2000		2000	1			1					
McDonalds (Millertown)		1000		1000	1			1					
McDonald's (Walker Springs)		2000		2000	1			1					
Mellow Mushroom		1000		1000	1			1					
Melting Pot		(30, 40)**	(30, 40)		1			1		1			
Mer-Mer's Bakery		40	40		3		2	1		1			
Messiah Lutheran Church		1000		1000	2		1	1		1			
Metro Village Market*	X	2000		2000	1			1					Business is closed.
Mickey's		40	40		1			1		1			
Micko's	X	-*	-		1			1					No food production at facility.
Middlebrook Market & Deli		40	40		1			1		1		1	
Millertown Boys Group Home	X	-*	-		1			1					No food production at facility.
Misaki Japanese Steak House		2000		2000	8		8			1	1	1	
Mocha Cabana*	X	40	40		2			2					Business is closed.
Moe's Southwest Grill		30	30		1			1					
Monterrey Mexican Restaurant		1000		1000	2		1	1					
Montgomery Village CDC		0*	100		1	1							FSF is in enforcement process.
Mooreland Heights Elementary		25	25		1			1					
Motel 6	X	-*	-		2	2							No food production at facility.
Moto Japanese Restaurant*	X	20	20		1			1					Business is closed.
Mount Olive Elementary		800		800	1			1					
Mr. Gattis #610		40	40		1			1					
Mrs Goodstuff's Cafe and Market		40	40		1	1							
Ms. D's Restaurant		30	30		2		1	1	1				
Mt. Olive Baptist Church DCC		1000		1000	4		1	3	1				
Nagoya Express Japanese Grill		30	30		1			1					
Nama Sushi Bar (Gay Street)		100	100		3	1	2		1	1		1	
Nama Sushi Bar (Kingston Pike)		1000		1000	4	1	3						
Naples Italian Restaurant		1000		1000	1			1					
Napoli Pizza & Grill (closed.)*	X	30	30		1			1					Business is closed.
National Guard Armory (Kitchen)	X	50*	50		1			1					No food production at facility.
Neighbor's Hot Dog Stand		40	40		2	1	1		1				
New China Restaurant		(30, 30)**	(30, 30)		1			1					
New City Café*	X	30	30		1			1					Business is closed.
New Mexico Market & Deli		20	20		2		1	1		1	1	1	
NHC Healthcare of Ft. Sanders		*(1000, 2000)**		2000	1		1			1		1	FSF exceeded grease trap size requirement.
Niro's Gyros		40	40		2	1	1		1				
Nixon's Deli (Kingston)		40	40		2		1	1	1				
Nixon's Deli (Broadway)		40	40		1			1					
Nixon's Deli (Merchants)		30	30		1			1					
Nixon's Deli (Middlebrook)		1500		1500	2	1	1					1	
Noah's Ark Daycare		30	30		1	1						1	
Northaven Health Care		2000		2000	1			1					

**Entries in the Trap/Interceptor Size field that note two sizes represent facilities with multiple traps or interceptors.

2008 FSF Inspection Summary

Facility Name	Inactive FSFs	Trap/Interceptor Size	Trap Size Required	Interceptor Size Required	Total Inspections	Initial Inspections	Follow-Up Inspections	Repeat Inspections	Inspection Letters	Enforcement NONC Letter	Enforcement NOV Letter	Traps Installed	Comments
Northwest Middle		1000		1000	1			1					
Norwood Elementary		1500		1500	1			1					
Oak Grove Lounge	X	-*	-		1			1					No food production at facility.
Oakwood Lincoln Park Deli*	X	(40, 40)**	(40, 40)		2			2		1	1		Business is closed.
Oasis Buffet		(25, 35)**	(25, 35)		1			1		1			
O'Charley's (Kingston)		1000		1000	2			2		1			
O'Charley's (Mall)		1500		1500	2		1	1		1			
O'Charley's (Cedar)		1000		1000	2		1	1	1	1			
O'Charley's (Cumberland)*	X	1000		1000	1			1					Business is closed.
Okee Dokee Market		40	40		1			1					
Old City Java		40	40		1		1			1			
Old College Inn		(20, 1000)**		1000	1			1					
Olive Garden Restaurant #92		1000		1000	2		2	1	1				
Olivet Baptist Church		1000		1000	5	1	4						
Oodles Restaurant		40	40		1			1		1	1		
Orange Sports Grill		1000		1000	3		2	1	1				
Orangery		40*		1500	1			1		1			FSF is in enforcement process.
Oriental Express		(10, 40)**	(10, 40)		3			3		1			
Oscar's Restaurant (Kingston Pk)		30	30		1			1		1			
Oscar's Restaurant (Cumberland)		30	30		2		1	1	1				
Our Place		10	10		1			1					
Outback Steakhouse (Merchants)		1000		1000	4		2	2		1	1		
Outback Steakhouse (Sawyer)		*(1500, 1500)**		2000	4			4	1				FSF has exceeded grease trap size requirement.
Panasonic Electronic Devices Corporation		30	30		2			2		1			
Panda's Chinese Restaurant		(40, 40)**	(40, 40)		1			1					
Panera Bread (Broadway)		2000		2000	2		1	1		1			
Panera Bread (Kingston)		1000		1000	1		1		1	1			
Panera Bread (Cumberland)		1000		1000	1		1			1			
Papa John's (Tazewell Pike)		40	40		3		1	2	1	1	1		
Papa John's (Lake)		100	100		2		1	1		1			
Papa John's (Western)		40	40		1			1					
Papa John's (Kingston Pk)		40	40		1			1		1			
Papa Murphy's (Chapman)		40	40		1	1							
Papa Murphy's (Broadway)		40	40		2		1	1	1				
Papa Murphy's (Clinton)		50	50		1			1					
Parkridge Harbor		1500	1500		1	1				1			
Parkview Independent Living		1000		1000	1	1						1	
Pasta Trio		40	40		1			1	1	1	1		
Patrick Sullivans Steakhouse		40	40		1			1		1			
Pauline's		1000		1000	3			3		1	1		
Paul's Oasis		40	40		1			1		1			
Pee Wees Diner		40	40		2			2		1	1		
Pelancho's Mexican Grill		1000		1000	2			2					
Penn Station Subs (Location Empty)*	X	-	40		1	1							Opening in 2009.
Pete's Coffee Shop		1500		1500	1			1					
Petro's Chili & Chips (Gay)		50	40		2			2		1	1		
Petros Chili & Chips (7005 Kingston)		40	40		1			1		1			
Petros Chili & Chips (7600 Kingston)		30	30		2		2		1	1			
Petros Chili & Chips (Knoxville Center)		40	40		2			2		1			
PF Changs China Bistro Inc.		1000		1000	1			1		1			
Phatz Sports Bar & Grill		1000		1000	3			3		1	1		
Philippine Connection Carry Out		40	40		1			1		1	1		
Pilot (Merchants)		40		40	2		1	1	1				
Pilot (Cumberland)	X	-*	40		1			1					No food production at facility. Remodeling in 2009.
Pilot (Broadway)		40	40		1			1					
Pilot Food (Chapman)		40	40		2			2					See comment at right.

**Entries in the Trap/Interceptor Size field that note two sizes represent facilities with multiple traps or interceptors.

2008 FSF Inspection Summary

Facility Name	Inactive FSFs	Trap/Interceptor Size	Trap Size Required	Interceptor Size Required	Total Inspections	Initial Inspections	Follow-Up Inspections	Repeat Inspections	Inspection Letters	Enforcement NONC Letter	Enforcement NOV Letter	Traps Installed	Comments
Pita Pit		1500		1500	4		1	3		1	1		
Pizza Hut (Cedar)		1000		1000	1			1		1			
Pizza Hut (Broadway)*	X	1000		1000	6		3	3		2		1	Business is closed.
Pizza Hut (Western)		40	40		1			1		1			
Pizza Hut (Chapman)		30	30		2		1	1		1			
Pizza Hut (Kingston)		40	40		1			1		1			
Pizza Hut (Tazewell)*	X	40	40		1			1					Business is closed.
Pizza Hut (Millertown)		40	40		1			1		1			
Pizza Hut (Asheville)		40	40		2		1	1	1	1			
Pizza Palace		50	50		1			1					
Pizza Plus		30	30		1			1		1	1		
Pleasant Ridge Elementary		1500		1500	1			1					
Plum Tree Restaurant		(40, 40)**	(40, 40)		1			1					
PM's Lounge*	X	-	-		1			1					Business is closed.
Pond Gap Elementary		0*		1500	1		1						FSF is in enforcement process.
Preservation Pub	X	40*	40		1			1					No food production at facility.
Pride & Joy Children's Academy		40	40		5	1	2	2	1			1	
Processed Foods Corporation		(1000, 2000)**		3000	1			1					
Puleo's Grill (Cedar)		1000		1000	1			1		1			
Puleo's Grill (Regions)		1000		1000	1			1		1			
Qdoba Mexican Grill		1500		1500	2			2					
Quaker Steak & Lube		1000		1000	1			1		1	1		
Quality Bakers		200	200		3		1	2					
Quality Inn		0*	40		1	1							FSF is in enforcement process.
Quizno's (Western)*	X	-	-		1			1					Business is closed.
Quizno's (White Ave)		(20, 1000)**		1000	1			1		1			
R House Café*	X	50	50		1		1						Business is closed.
Rafferty's*	X	1000		1000	1			1					Business is closed.
Rainbow Club West		20*		1000	2			2	1	1	1		FSF is in enforcement process.
Rallys Hamburger		1000		1000	3		2	1					
Ramsey's Restaurant		1500		1500	1			1					
Rankin Restaurant		1000		1000	1			1					
Ray's Esq.		1000		1000	1			1		1	1		
Rebeccas*	X	-	-		1	1							Opening in 2009.
Red Fez Deli Express		20	20		1			1		1			
Red Lobster (Kingston Pk)		*(1500, 1500)**		2000	1			1					FSF exceeded grease trap size requirement.
Red Lobster (Merchants)		1500		1500	1			1					
Red Onion Pizza & Sub		30	30		1			1					
Red Roof Inn		0*	40		1	1							FSF is in enforcement process.
Regal Cinemas Downtown		50	50		1			1					
Regal Entertainment Group (West Town)		(40, 40)**	(40, 40)		4	1	1	3	1			2	
Regal Theatre's		14	14		5			5		1			
Regas Restaurant		2000		2000	2			2					
Rena's Café*	X	0	40		1		1						Business is closed. FSF was in enforcement.
Richard Yoakley Elementary School		200	200		1			1					
Rick's Place		1000		1000	1			1					
Ridgedale Alternative School		40	40		1			1					
Rita's Bakery (Old Leo's Building)		1000		1000	3	1	2					1	
Rita's Bakery (Tazewell Pk)*	X	30	30		2		1	1		1			Business is closed.
Rita's Water Ice		40	40		3	1	2					1	
Rite Stop Food Mart		40	40		1			1					
Ritta Elementary School		800		800	1			1					
River Dog Bakery	X	40*	40		1			1					No food production at facility.
Riverside Market		20	20		1		1			1			
Rocky Hill Bar & Grill		1500		1500	2		1	1	2				
Rocky Hill Elementary School		1000		1000	1			1					

**Entries in the Trap/Interceptor Size field that note two sizes represent facilities with multiple traps or interceptors.

2008 FSF Inspection Summary

Facility Name	Inactive FSFs	Trap/Interceptor Size	Trap Size Required	Interceptor Size Required	Total Inspections	Initial Inspections	Follow-Up Inspections	Repeat Inspections	Inspection Letters	Enforcement NONC Letter	Enforcement NOV Letter	Traps Installed	Comments
Rocky Top Market		20	20		1			1					
Rogers & Sons Market and Deli		1000		1000	1			1					
Romano's Macroni Grill		1000		1000	1			1		1			
Ronnie's Grill		40	40		5		4	1	1	1	1		
Roosters		40	40		2			1		1			
Roundup Rest. & Ice Cream Palor		40	40		2		1	1					
Roux Barb		50	50		3	1	2		1				
Royale Bar	X	-*	-		1	1							No food production at facility.
Ruby Tuesday (Chapman)		1500		1500	1			1		1			
Ruby Tuesday (7600 Kingston)		1500		1500	2			2		1			
Ruby Tuesday (Western)*	X	1000		1000	2			2		1			Business is closed.
Ruby Tuesday (Broadway)		1500		1500	1			1		1			
Ruby Tuesday (Brakebill)		1500		1500	1			1		1			
Ruby Tuesday (4261 Kingston)*	X	1500		1500	1			1		1			Business is closed.
Ruby Tuesday's (Clinton)		*(1500, 1500, 1500)**		2000	2		1	1		1			FSF exceeded grease trap size requirement.
Ruth Chris Steakhouse		1000		1000	1			1		1			
Rutledge Pike Diner*	X	-	-		1			1					Business is closed.
Ryan's*	X	1000		1000	1			1					Business is closed.
S & S Cafeteria		200		200	1			1					
Sacred Heart Cathedral		2000		2000	1			1		1			
Saint Joseph School Cafeteria		1500		1500	1			1		1			
Sakkio Japan		(40, 40)**	(40, 40)		6		1	5	2	1	1		
Salsarita's (Broadway)		2000		2000	2	1	1			1			
Salsarita's (Jack Dance)		2000		2000	3		1	2					
Salvation Army Kitchen		1000		1000	1			1					
Sam & Andy's		30	30		2			2		1			
Sam E. Hill Elementary School		(50, 100)**	(50, 100)		2			2				2	
Sam's Cafe		80	80		1	1						1	
Sam's Club (Knoxville Center)		2000		2000	2		1	1		1			
Sam's Club (Walbrook)		1500		1500	1			1		1			
Sam's Restaurant and Deli		60	60		1			1		1			
San Juan Market		30	30		2	1		1					
Sapphire Restaurant		40	40		1			1					
Sarah Moore Green Elementary		2000		2000	1			1					
Sarku		60	60		5		1	4	1	1	1		
Sassy Ann's		50	50		1			1		1			
Save A Lot (Broadway)		50	50		1		1			1			
Save A Lot (Holston)		(40, 40)**	(40, 40)		1			1		1			
Savelli's Deli		40	40		2			2		1	1		
Sawyer's (Kingston)		1000		1000	3			3		1	1		
Sawyer's (Cumberland)		1000		1000	3			3		1	1		
Sbarro (Knoxville Center)		40	40		4			4		1	1		
Sbarro's (West Town)		30	30		3			3		1			
Schofield Cafe		40	40		3		1	2		1			
Scott & Company		(20, 50)**	(20, 50)		5		3	2	1	1			
Scott's Place		20	20		1			1		1	1		
Scrugg's Real Pit Bar B Q		40	40		2			2		1			
Senior Citizen Home Assistance Center		2500		2500	1		1					1	
Senior Taco		50	50		1		1			1			
Sequoyah Elementary		1000		1000	1			1					
Serene Manor Hospital		1500		1500	1			1					
Seventeenth Street Market & Deli		30	30		1			1		1			
Sevier Heights Baptist Church		1000		1000	1			1		1			
Shane's Rib Shack		1500		1500	1	1						1	
Shannondale Elementary School		1500		1500	5		4	1				1	
Shannondale Health Care		(1000, 1000)**		2000	1			1					

**Entries in the Trap/Interceptor Size field that note two sizes represent facilities with multiple traps or interceptors.

2008 FSF Inspection Summary

Facility Name	Inactive FSFs	Trap/Interceptor Size	Trap Size Required	Interceptor Size Required	Total Inspections	Initial Inspections	Follow-Up Inspections	Repeat Inspections	Inspection Letters	Enforcement NONC Letter	Enforcement NOV Letter	Traps Installed	Comments
Shoney's (Broadway)		1500		1500	1			1					
Shoney's (Western)		1500		1500	1			1					
Shoney's (Chapman)		1500		1500	3		1	2	1			1	
Shoney's (Clinton)*	X	1000		1000	2		1	1					Business is closed.
Shoney's (Rutledge Pk)		1000		1000	1			1					
Shonos in the City		40	40		1			1		1			
Side Street Tavern		30	30		1			1					
Silver Spoon The American Cafe		1000		1000	3		1	2	1	1			
Sitar Fine Indian Cuisine		1000		1000	2		1	1					
Skate Town USA		30	30		2		1	1		1			
Smokey's Sports Pub And Grill Lounge		30	30		2			2					
Smoky Mountain Greek Deli		40	40		1			1					
Smoky Mountain VFW		40	40		1			1		1			
Smoothie King (Northshore)	X	30*	30		1			1					No food production at facility.
Smoothie King (Cumberland)	X	-*	-		1			1					No food production at facility.
Smoothie King (Forest Park Blvd.)	X	-*	-		1	1							No food production at facility.
Snappy Tomato Pizza *	X	60	60		1			1					Business is closed.
Soccer Taco		1000		1000	1			1					
Soho Cafe		1000		1000	2		1	1					
Son Kids*	X	-	-		1			1					Business is closed.
Sonic (Western)		500		500	2			2		1			
Sonic (Schaad)		1500		1500	2		1	1	1	1	1		
Sonic Drive (Cedar Lane)		1000		1000	2			2		1			
Sonic (5103 Broadway)		1000		1000	1			1		1	1		
Sonic (3311 Broadway)		1000		1000	1			1					
Sonic (Chapman)		1000		1000	1			1					
Sonic (Kingston Pk)		1500		1500	2			2					
South Knoxville Elementary		50	50		1			1					
South Knoxville Family Center	X	-*	-		1	1							No food production at facility.
South-Doyle Middle School		1000		1000	1			1					
Southern Graces*	X	0		1500	1			1		1	1		Business is closed. FSF was in enforcement.
Southern Graces Catering		1000		1000	1			1					
Southern Graces (Sunsphere)		50	50		1		1						
South's Finest Chocolate		20	20		3		2	1		1			
Southside Sports Bar	X	-*	-		1			1					No food production at facility.
Spa Visage		10	10		1	1						1	
Speedy Market & Deli		40	40		3	1	2		1	1			
Speedie Pie*	X	-	-		1			1					Business is closed.
Spring Hill Elementary		1000		1000	1			1					
St. John's Cathedral		1500		1500	1			1					
St. Mark Early Enrichment Program	X	-*	-		1			1					No food production at facility.
St. Mary's Health System, Inc.		3000		3000	3			3					
Starbucks (Region Lane)		1500		1500	1			1		1	1		
Starbucks (Merchants)		1500		1500	1			1					
Starbucks (Cumberland)		1500		1500	1			1		1	1		
Starbucks (Kingston)		1500		1500	1			1		1			
Starbucks (Church)		40	40		1			1					
Starbuck's (Volunteer)	X	-*	-		1			1					No food production at facility.
Starbucks (Montvue Drive)		1500		1500	1			1		1	1		
Steak Escape		20	20		4			4		1			
Steak Out (Kingston Pk)		40	40		2		1	1	1	1			
Steak Out (Broadway)		40	40		1			1		1			
Steamboat Sandwiches		40	40		1			1		1			
Stefano's Chicago Style Pizza		150	150		1		1						
Sterchi Elementary		1500		1500	3			3					
Stir Fry Cafe		(30, 60)**	(30, 60)		1			1		1			

**Entries in the Trap/Interceptor Size field that note two sizes represent facilities with multiple traps or interceptors.

2008 FSF Inspection Summary

Facility Name	Inactive FSFs	Trap/Interceptor Size	Trap Size Required	Interceptor Size Required	Total Inspections	Initial Inspections	Follow-Up Inspections	Repeat Inspections	Inspection Letters	Enforcement NONC Letter	Enforcement NOV Letter	Traps Installed	Comments
Stop N' Go Market		30	30		1			1		1			
Strike & Spare Bowling Center		40	40		1			1		1			
Strike & Spare Family Fun Center		40	40		1			1					
Subway (4803 Broadway)		40	40		2			2					
Subway (Cherry)		40	40		1		1						
Subway (Walbrook)		1000		1000	1			1		1			
Subway (Market)		30	30		1			1					
Subway (Riverview)		40	40		1			1					
Subway (Northshore)		30	30		1			1					
Subway (Merchants)		40	40		1			1					
Subway (Schaad)		40	40		1			1					
Subway (7327 Kingston)		40	40		1			1					
Subway (Alcoa)		30	30		1			1					
Subway (Walbrook)		40	40		1			1					
Subway (5201 Kingston)		20	20		1			1					
Subway (Western)		30	30		1			1					
Subway (2625 Broadway)		30	30		1			1					
Subway (Cumberland)		40	40		1			1					
Subway (Chapman)		40	40		1			1					
Subway (Knox Center)		30	30		2			2					
Subway (West Town)		40	40		2			2				1	
Subway (Middlebrook)		40	40		1			1					
Sullivans at Rocky Hill		1000		1000	4		1	3	1	1			
Sun Spot		40	40		1			1		1			
Sunnyview School		500		500	1			1					
Super Mario		1500		1500	9		7	2	1	1		1	
Susie Q's		40	40		6	1	5		1			1	
Sutherland Deli		20	20		1			1		1			
Sweet Bellie's Deli		50	50		2	1	1		1			1	
Sysco Food Company		1000		1000	1	1						1	
Szechuan Garden		1000		1000	3			3					
T Ho Restaurant		30	30		2			2		1			
TJ's at Knoxville Center*	X	-	-		1			1					Business is closed.
T. J.'s Sports Bar & Grill		15	15		3	2	1						
T.G.I. Friday's		1000		1000	1			1		1			
Taco Bell (2085 Broadway)		1000		1000	1		1			1			
Taco Bell (4854 Broadway)		1000		1000	1			1		1			
Taco Bell (Bridgewater)		1500		1500	2			2		1	1		
Taco Bell (Strawberry Plains)		1000		1000	3		1	2	1	1	1		
Taco Bell (Western)		1500		1500	5		5					1	
Taco Bell (Cumberland)		1000		1000	1			1		1			
Taco Bell (Chapman)		1000		1000	1			1		1			
Taco Bell (Magnolia)*	X	1000		1000	3			3		1	1		Business is closed.
Taco Bell (Kingston)		1000		1000	1			1		1			
Taco Bell (Millertowne Pk.)		1000		1000	1			1					
Taco Bell (Knox Center)		40	40		3			3		1			
Taco Bell (West Town)		40	40		2			2		1			
Taco De Mexico		20	20		3			3					
Taco Del Mar *	X	30	30		1			1					Business is closed.
Tacos El Maria (Catering Van)	X	-*	-		1	1							No food production at facility.
TAI Restaurant		1500		1500	1			1		1			
Tammy and Mike Fried Green Tomatoes		0*	40		2	1	1						FSF is in enforcement process.
Tammy's Restaurant*	X	40	40		3	1		2		1	1		Business is closed.
Tapatios Mexican Restaurant		30	30		1	1							
Taqueria Mexican Food*	X	40	40		2			2					Business is closed.
Target		1500		1500	2			2		1	1		See comment at right.

**Entries in the Trap/Interceptor Size field that note two sizes represent facilities with multiple traps or interceptors.

2008 FSF Inspection Summary

Facility Name	Inactive FSFs	Trap/Interceptor Size	Trap Size Required	Interceptor Size Required	Total Inspections	Initial Inspections	Follow-Up Inspections	Repeat Inspections	Inspection Letters	Enforcement NONC Letter	Enforcement NOV Letter	Traps Installed	Comments
Taste of Havana*	X	40	40		1	1							Opening in 2009.
Tate's Child Development Center		75	75		3	1	2					1	
Tazza*	X	-	-		2	1	1						Opening in 2009.
TD Barbecue		40	40		1		1			1		1	
Tea Time With Clara	X	-*	-		1	1							No food production at facility.
Tekila Mexican Restaurant *	X	1000	1000		2			2					Business is closed.
Tekoa Lounge	X	-*	-		1			1					No food production at facility.
Temptation Station		30	30		1		1						
Tennessee Riverboat Company		50	50		2		1	1		1			
Tennessee School For The Deaf		(100, 100)**	(100, 100)		1			1					
Tennessee Theatre		30	30		1			1		1			
Texas Roadhouse (Morrell Road)		1500		1500	2			2					
Texas Roadhouse (Kinzel Way)		1500		1500	2		1	1		1			
The Blue Bean		20	20		1	1						1	
The Broker		1000		1000	4		1	3	1	1	1		
The Campus Deli		30	30		1			1					
The Clubhouse*	X	-	-		1			1					Business is closed.
The Crown & Goose Pub		1500		1500	2		1	1				1	
The Cupcakery		50	50		2	1	1						
The Four Way Restaurant*	X	0	40		3		1	2					Business is closed. FSF was in enforcement.
The Fresh Market		1500		1500	3			3					
The General Store Sub Express		30*	30		2			2	1				FSF is in enforcement process.
The Hill Restaurant		1500		1500	1	1							
The Lost Savant*	X	-	-		3		1	2					Business is closed.
The Original Freeze		20	20		1			1		1			
The Palace		1500		1500	3			3		1			
The Perfect Place		0*	30		1	1			1				FSF is in enforcement process.
The Roaming Gnome Pub & Eatery		(50, 50)**	(50, 50)		1	1						2	
The Shrimp Dock		1000		1000	2		1	1	1	1			
The Sugar Shack*	X	(1500, 1500)**		1500	1			1					Business is closed. FSF exceeded trap size requirement.
The Three Bears		0*	30		1	1							FSF is in enforcement process.
The Upper Crust		30	30		3		1	2		1	1		
The Valarium	X	40*	40		1	1							No food production at facility.
The Wing Shack*	X	30	30		1			1					Business is closed.
Three Ridges Golf Course		500		500	1			1	1	1			
Time Out Deli Market		40	40		1			1					
Time Warp Tea Room	X	-*	-		1			1					No food production at facility.
Time-Out Deli #2		40	40		1			1					
Tom & Debbie's Family Deli*	X	40	40		3		1	2					Business is closed.
Tomato Head Restaurant		40	40		1			1					
Tomo Japanese Restaurant (Broadway)		1500		1500	3	1	1	1					
Tomo Japanese Restaurant (Kingston)		(40, 40)**	(40, 40)		4	1	2	1					
Toody's Backdoor Tavern	X	-*	-		1	1							No food production at facility.
Toot's Little Honky Tonk	X	-*	-		1			1					No food production at facility.
Tracy's Restaurant		(60, 80)**	(60, 80)		2		1	1	1				
Trino's		40	40		1	1							
Trio Cafe		(50, 50)**	(50, 50)		2		1	1	1	1	1	1	
Tropical Smoothie Café (8008 Kingston)		1000		1000	1			1		1	1		
Tropical Smoothie Cafe (4839 Kingston)		40	40		1			1					
U.T. Bakery		300		300	1			1		1			
U.T. Hess Hall KFC Express		40	40		2		1	1		1			
U.T. Hospital		(1500, 3000)**		(1500, 3000)	1		1			1			
U.T. Mable's Cafe		1500		1500	1			1		1			
U.T. Morrill Hall		1000		1000	1			1		1			
U.T. Presidential Court		(1000, 3000)**		(1000, 3000)	1			1		1			
U.T. Royal Palm	X	-*	-		1	1							No food production at facility.

**Entries in the Trap/Interceptor Size field that note two sizes represent facilities with multiple traps or interceptors.

2008 FSF Inspection Summary

Facility Name	Inactive FSFs	Trap/Interceptor Size	Trap Size Required	Interceptor Size Required	Total Inspections	Initial Inspections	Follow-Up Inspections	Repeat Inspections	Inspection Letters	Enforcement NONC Letter	Enforcement NOV Letter	Traps Installed	Comments
U.T. Strong Hall		(1000, 3000)**		(1000, 3000)	1			1		1			
U.T. Student University Center		6000*		4000	1			1		1			FSF exceeded grease trap sizing requirement.
U.T. Thompson Boling Arena		150*		2000	2		1	1		1			FSF is in enforcement process.
U.T. Varsity Inn		1000		1000	1			1		1			
U.T. Welcome Center	X	1500*		1500	2			2		1			No food production at facility.
Union Jacks	X	-*	-		1			1					No food production at facility.
Urban Bar & Corner Cafe		60	60		1			1		1		1	
Vic & Bill's Deli (Broadway)		40	40		3			3		1	1		
Vic & Bill's Deli (White)*	X	40	40		1			1					Business is closed.
Victory View Childcare		0*	30		1	1			1				FSF is in enforcement process.
Village Bakery		40	40		1		1					1	
Vine Middle Magnet		1000		1000	2			2					
Vol Market #3		100		100	2			2					
Volunteer Ministries*	X	1500		1500	1	1						1	Opening in 2009.
Waffle House (Papermill)		2000		2000	2			2		1		1	
Waffle House (Asheville)		1000		1000	2		1	1	1	1			
Waffle House (Strawberry Plains)		1000		1000	1			1					
Waffle House (Cedar)		1000		1000	1			1		1			
Wallace Memorial Baptist Church		(150, 150)**	(150, 150)		1			1		1			
Wal-Mart (Walbrook)		1500		1500	1			1		1			
Wal-Mart (Kinzel)		2000		2000	1			1		1			
Walter P. Market & Deli		20	20		2			2					
Wasabi Japanese Steak House		1500		1500	1			1					
Washington Pike Methodist Church		500		500	1	1						1	
Weigels (Washington)		1000		1000	1			1		1			
Weigels (Pleasant Ridge)		40	40		2		1	1		1			
Weigles (Middlebrook)		30	30		2		1	1	1				
Wendy's (Broadway)		1000		1000	1			1					
Wendy's (Cumberland)		1000		1000	2		1	1	1				
Wendy's (Strawberry Plains)		1000		1000	1			1					
Wendy's (Kingston)		1000		1000	2		1	1					
Wendy's (Western)		1000		1000	1			1					
Wendy's (Asheville)		1000		10000	1			1					
Wendy's (Knoxville Center)		1000		1000	2			2					
Wendy's (Chapman)		1500		1500	2		1	1					
West End Church Of Christ	X	60*	60		1			1					No food production at facility.
West Haven Elementary		0*		1500	1			1					FSF is in enforcement process.
West Haven Restaurant		1000		1000	1			1					
West High School		3000*		2000	1			1					FSF exceeded grease trap size requirement.
West Hills Baptist Church	X	50*	50		1			1		1			No food production at facility.
West Hills Elementary		1000		1000	1			1					
West Lonsdale Baptist Church	X	1000*		1000	1			1					No food production at facility.
West Town Mall		1000		1000	2			2		1			
West View Elementary		1000		1000	1			1					
Westbrook Senior Center *	X	-			1			1					Business is closed.
Western Plaza Bowling *	X	-	-		1			1					Business is closed.
Westside Learning Center	X	-*	-		1	1							No food production at facility.
Westside YMCA	X	-*	-		1	1							No food production at facility.
Westview Center	X	-*	-		1			1					No food production at facility.
Whittle Springs Golf Club Snack Bar		20	20		1			1				1	
Whittle Springs Middle School		0*		1500	1			1					FSF is in enforcement process.
Williams Place		30	30		2			2		1			
Wing Zone		1500		1500	3		1	2	1	1			
Wishbones (Kingston Pk)		1000		1000	1			1		1			
Wishbones (Magnolia)		1000		1000	1			1		1			
Wishbones (Clinton Hwy)		1000		1000	1			1		1			

**Entries in the Trap/Interceptor Size field that note two sizes represent facilities with multiple traps or interceptors.

2008 FSF Inspection Summary

Facility Name	Inactive FSFs	Trap/Interceptor Size	Trap Size Required	Interceptor Size Required	Total Inspections	Initial Inspections	Follow-Up Inspections	Repeat Inspections	Inspection Letters	Enforcement NONC Letter	Enforcement NOV Letter	Traps Installed	Comments
Wok Hay (Kingston Pk)		2000		2000	2		1	1	1	1			
Wok Hay (Merchants Road)		*(1500, 1500, 1500)**		2000	2		1	1					FSF exceeded grease trap size requirement.
Wok-N-Roll		1000		1000	1			1		1			
Wong's Palace		1000		1000	2			2		1	1		
Woodland Mart and Deli		40	40		3	1	2		1	2		1	
Woodland Pizza		40	40		2	1		1		1		1	
World Grotto Cafe		40	40		1	1							
Wright's Cafeteria		(40, 40)**	(40, 40)		1			1		1			
Yesterday's Cafe (closed)	X	50	50		1			1					
Yoma Tora		30	30		1			1					
Young Chef Academy		0*	40		2		1	1	1	2	1		FSF is in enforcement process.
Young Star		30	30		1			1					
YWCA (Phyllis Wheatley Center)		40	40		1		1			1	1		
Zaxby's Restaurant		1500		1500	5	1	2	2	1			1	
Totals					1681	158	419	1104	138	400	93	97	
					Total Inspections	Initial Inspections	Follow-Up Inspections	Repeat Inspections	Inspection Letters	Enforcement NONC Letter	Enforcement NOV Letter	Traps Installed	

*See comment at right.

**Entries in the Trap/Interceptor Size field that note two sizes represent facilities with multiple traps or interceptors.

2008 Grease-related SSOs in Residential Areas

Date	Address	SSO	Building Backup	Grease	Grease & Roots	Grease & Debris	Customers in Area	Letters Mailed	* Cans Mailed	Residential Only	Residential Commercial	# of Feet Cleaned	BA Frequency	Comments
1/28/2008	501 Noelton Drive (MH 50-7) SSO	Yes		Yes			38	37	37		Yes	120		Line was replaced in 2008, old line taken off BA.
1/29/2008	509 Trehaven Drive (MH 24-48) SSO	Yes			Yes		33	33	33	Yes		428	6	
2/6/2008	200 Avenue C (MH 40-27) SSO & BBU	Yes	***Yes	Yes			39	37	37		Yes	173	6	
2/19/2008	5346 N. Broadway Avenue (MH 10-4) SSO	Yes				Yes	26	24	24		Yes	275	6	
2/21/2008	1105 Park Hill Circle (MH 49-87) SSO	Yes		Yes			23	23	23	Yes		109	6	
4/8/2008	2201 Lake Avenue (MH 27-14) SSO	Yes		Yes			7	7			Yes	180	12	
7/10/2008	2904 Mount Pleasant Road (MH 12-7) SSO	Yes				Yes	90		90	Yes		250	12	
9/30/2008	5915 Casey Drive (MH 22-8) SSO	Yes			Yes		39	39	39	Yes		456	6	
10/6/2008	1211 Rocky Hill Road (MH 55) SSO	Yes			Yes		285	280	280		Yes	108	6	
10/8/2008	2800 Fairview Street BBU		**Yes		**Yes		79	78	78		**Yes	351	6	
10/24/2008	405 Merchant Drive SSO	Yes		Yes			199	197	197		Yes	510	6	
11/1/2008	4707 Seminole Road BBU		**Yes		**Yes		23	23	23	**Yes		283	3	
11/4/2008	3413 Pilkay Road (MH 8-1) SSO	Yes				Yes	192	192	192	Yes		110	6	
11/9/2008	120 Morrell Road SSO	Yes		Yes			5	5			Yes	131	6	
Totals			3	6	3	3	1040	938	1016	5	7	3484		

* Cans are mailed only to residential home owners.

** BBUs are not counted toward SSO annual totals.

*** This address had a BBU and SSO on the same day

Appendix B

**Pump Station
Maintenance Activities and Schedule**

SMSP 2008

FACILITY & EQUIPMENT UPGRADES

1. Brookvale Lift Station removal – Complete
2. Bud Hawkins Lift Station removal – To be complete March 2009
3. Ginnbrooke Lift Station upgrades – Complete
4. Holston Hills Lift Station upgrades – Complete
5. SCADA upgrades and improvements at various facilities - Ongoing
6. Shiptown Lift Station upgrades – Complete
7. Scottish Pike Lift Station upgrades – To be complete June 2009
8. Walker Springs Lift Station upgrades – To be complete June 2009
9. Power Park Lift Station upgrades – Complete
10. Crestwood Lift Station upgrades – To be complete 2009
11. Ellis Road Lift Station upgrades – To be complete June 2009
12. Sea Ray Lift Station upgrades – To be complete 2010
13. Hanover Lift Station upgrades – To be complete 2010

NEW FACILITY INSTALLATIONS

1. Ellistown Lift Station – Complete
2. Governor's Landing – Complete
3. Ridge @ Westmoreland Lift Station – Cancelled
4. Roberts Road Lift Station – Complete
5. Forks SuperOx Station (odor control) – Completed 2007

SYSTEM STUDIES

1. SCADA System and Communication protocol study – To be complete June 2010

FACILITY INSPECTIONS

1. 51 Routine facility inspections performed in 2008
2. 2526 Preventive Maintenance scheduled facility inspections performed in 2008

OUTSIDE SUPPORT

1. SMSP has performed 35 pump efficiency tests at various facilities for capacity assurance and flow monitoring purposes. SMSP has provided CDM with efficiency test data from various facilities for modeling purposes.
2. SMSP maintains 16 flow meters and uses these meter for various purposes. SMSP has provided CDM with flow meter data from various facilities for modeling purposes.
3. Plant and Operations SCADA maintain a run-time archive for Wastewater Lift Stations. This information is pulled from the SMSP maintained SCADA system as it pertains to lift stations. Various facility run-time data continues to be provided to CDM for modeling purposes.

SMSP Preventive/Predictive Maintenance Activities and Frequencies

<u>Standard</u> <u>Job</u>	<u>Standard Job Description</u>	<u>Frequency</u> <u>(In days)</u>
RSGN	General Inspection	varies
RSFAC	Facility Inspection - Wastewater	3.5 - 7
RSCRA	Crane Inspection - annual	365
RSMM	Milltronics Inspection	180
RSMMC	Motor control/electrical inspection	365
RSLASI	Alarm status (SCADA) inspection	180
RSFM	Flowmeter inspection	180
RSBSI	Facility Inspection - Water	3.5 - 7
RSBPV	Back flow preventer inspection	365
RSCRH	Crane inspection - routine	90
RSEP	Electric panel inspection	365
RSSS	Soft starter inspection	365
RSACMP	Air compressor inspection	180
RSVFD	VFD Inspection	365
RSMME	Muffin monster inspection	365
RSODOR	Mercaptan injector inspection	30
RSPM1	Pump inspection - Wastewater	180
RSPM2	Sump pump inspection	180
RSCC	Climate control inspection (Heaters/fans)	180
RSML	Motorized louver inspection	365
RSDHM	Dehumidifier inspection	365
RSLER	Emergency lights inspection - monthly	30
RSELA	Emergency lights inspection - annual	365
RSPM3	Belt drive pump inspection - 6 mos.	180
RSBDPA	Belt drive pump inspection - annual	365
RSGNPM	Generator inspection	90
RSCFI	Chemical feed inspection	30
RSLET	Pump efficiency testing - Wastewater	365
RSPMP4	Pump inspection - Water	180
RSWDPC	DP Cell inspection	180
RSWCPC	CL2 & PH Analyzer Calibration	180
RSGRIN	Annual inspection - Gas	365
RSLS	Leak survey - Gas	365
RSPTC	Transducer calibration	365
RSOS	Odorant sampling	30
RSFMM	H2S / PH monitoring	30
RSLVA / RSBVA	Vibration analysis	90
RSCTC / RSBTC	Thermography check	540 days
RSMRC	Master radio inspection	365
RSMR	Meter Readings/charts	3.5 - 7
RSGAS	Alarm status (SCADA) inspection - Gas	365
RSGGV	Grease valves - Gas	365
RSWAS	Alarm status (SCADA) inspection - Water	180
RSGFI	Site inspection - Gas	90
RSGNA	Generator inspection - annual	365
RSWWI / RSCWI	Winterize station - Water / Wastewater	365
RSGWI	Winterize station - Gas	365

Appendix C

Summary Table of Pumps Stations using Chemical Injection and Odor Control

KUB Lift Station Chemical Feed System Information

CHEMICAL INJECTION

Facility	Address	Odor control type	Chemical Name	Comments
Ball Road	4923 Ball Road	Chemical injection	Oxy-Six	
Boyds Bridge SuperOx	3818 Boyds Bridge Pike	Chemical injection	Oxygen	
Eastwood	740 Bagwell Lane	Chemical injection	Oxy-Six	
Ellistown	1909 Ellistown Road	Chemical injection	Oxy-Six	
Forks of the River	5051 National Drive	Chemical injection	Oxy-Six	
Forks SuperOx	5051 National Drive	Chemical injection	Oxygen	
Gazebo	3516 Ginn Drive	Chemical injection	Oxy Six	
Governors Landing	5400 Garden Crest Trail	Chemical injection	Oxy-Six	
Holston Hills	4800 River Place Drive	Chemical injection	Oxy Six	
Kohls	5312 Washington Pike	Chemical injection	Hydrogen Peroxide	System Operational
Maloneyville	4800 Maloneyville Road	Chemical injection	Oxy-Six	
Neubert Springs	5941 Neubert Springs	Chemical injection	Oxy-Six	
Power Park	3180 Power Drive	Chemical injection	Oxy-Six	
Roberts Road	5300 Roberts Road	Chemical injection	Hydrogen Peroxide	System In Place
Shipetown	2124 Shipetown Road	Chemical injection	Oxy-Six	
Ten Mile	757 Ebenizer Road	Chemical injection	Oxy-Six	
Walker Springs	310 Broome Road	Chemical injection	Oxy-Six	
Washington Pike	8515 Washington Pike	Chemical injection	Oxy-Six	
Wayland Road	1900 Wayland Road	Chemical injection	Oxy-Six	
Woodlands	1045 Tree Top Way	Chemical injection	Hydrogen Peroxide	System In Place
Woodson Drive	2416 Woodson Drive	Chemical injection	Oxy-Six	

ON-SITE ODOR CONTROL

Ball Road	4923 Ball Road	Charcoal scrubber	Purafill Media	
Chestnut Ridge	8009 Chestnut Hill Lane	Charcoal scrubber	Purafill Media	
Clinton Highway	6564 Clinton Highway	Charcoal scrubber	Purafill Media	
Duncan Glen	6742 Duncan Road	Charcoal scrubber	Bay Products Media	
Easton Meadows	7224 Rising Road	Charcoal scrubber	Purafill Media	
Ellistown	1909 Ellistown Road	Charcoal scrubber	Bay Products Media	
Gazebo	3516 Ginn Drive	Charcoal scrubber	Purafill Media	
Ginnbrooke	2907 Ginnbrooke Lane	Charcoal scrubber	Bay Products Media	
Governors Landing	5400 Garden Crest Trail	Charcoal scrubber		
Harrison Keepe	2122 Houser Road	Charcoal scrubber	Bay Products Media	
Lower First Storage	1502 N. Sixth Avenue	Charcoal scrubber	Bay Products Media	
Roberts Road	5300 Roberts Road	Charcoal scrubber		
Rolling Ridge	6833 Barkwood Road	Charcoal scrubber	Purafill Media	
Third Creek Storage	4505 Middlebrook Pike	Charcoal scrubber	Bay Products Media	
Three Points	8530 Three Points Road	Charcoal scrubber	Purafill Media	
Upper First Storage	4719 Old Broadway	Charcoal scrubber	Bay Products Media	
Walker Springs	310 Broome Road	Charcoal scrubber	Bay Products Media	
Walker Springs Storage	608 Walker Springs Road	Charcoal scrubber	Bay Products Media	
Washington Pike	8515 Washington Pike	Charcoal scrubber	Bay Products Media	
Woodlands	1045 Tree Top Way	Charcoal scrubber		
Woodson Drive	2416 Woodson Drive	Charcoal scrubber	Purafill Media	

Appendix D
Waste Hauler Program Requirements



Waste Hauler Program Requirements

Program: Industrial Pretreatment – Hauled Waste
Department: Laboratory Services and Regulatory Compliance
Owner: David Obenschain

Document Status: Approved
Approved by: D.G.Ailey
Issued Date: 11/10/08

The purpose of this document is to outline the requirements for commercial haulers that discharge hauled waste to the Kuwahee Wastewater Treatment Plant (WWTP). A permit is required to discharge any waste at this location. Discharge of wastes into the collection system at any other location is strictly prohibited, unless written permission is obtained from KUB.

To discharge hauled waste at the Kuwahee WWTP, follow these guidelines:

1. Prior to discharging hauled waste at the Kuwahee WWTP, an application for disposal must be obtained from KUB Plant Operations Administrative Services staff at (865) 594-8205. The completed application must be signed by the owner or company representative and submitted to KUB to obtain a hauled waste discharge permit for each discharge vehicle.

Important: The application must include information about each vehicle that will be using the site, and material discharged. Permits are issued for one year and can be renewed annually. The permit fee is \$100 annually per vehicle. All permits expire June 30.

In addition to the permit to discharge into KUB’s wastewater system, the applicant must also have a state Sewage Removal Permit. The state permit can be obtained from the Knox County Health Department, Division of Environmental Health. The permit number issued by KUB will be used by the Knox County Health Department as the state permit number.

2. The disposal site is located at the western end of the Kuwahee WWTP at 2015 Neyland Drive. The site is open from 6 a.m. to 8 p.m., Monday through Sunday. Arrangements can be made to open the facility after hours for emergency use by calling (865) 594-7622 in advance.
3. Only acceptable domestic waste picked up in Knox County or counties touching the boundaries of Knox County (Anderson, Blount, Grainger, Jefferson, Loudon, Sevier, Roane, Union) will be accepted for discharge. Effective January 1, 2009, grease waste will not be accepted at the Kuwahee WWTP disposal site. Non-domestic or Special Waste (industrial or concentrated process wastes) cannot be accepted at any time without prior permission from KUB.

Prohibited discharges are listed below:

- Waste, which contains gasoline, fuel oil, mineral oil, or other flammable explosive liquids or free-floating motor oils.
 - Industrial or process waste of any kind without prior permission.
 - Ashes, sand, mud, straw, shavings, metal, glass, rags or other solid or viscous materials capable of causing an obstruction to the flow.
 - Grease
4. Each vehicle using the site must have in the vehicle a KUB-issued Discharge Permit, a Contractor Security Access Card, and a State Permit. All items are non-transferable and must be kept with the vehicle at all times. Security Access Cards must be used to enter

the discharge site at Neyland Drive and may not be used with other vehicles. Lost or stolen cards will be replaced for \$25 each. At the annual renewal period, cards must either be renewed or returned. For renewed permits, a current Discharge Permit will be mailed, and the Security Access Card will be reactivated for the following year. If permits are not renewed by the June 30 deadline, the Security Access Card **will be deactivated**. Please return all non-renewed access cards to KUB.

5. The waste hauler must have a Discharge Manifest in order to discharge hauled waste. A complete and accurate manifest must be submitted with EVERY discharge made at the site. Multiple discharges cannot be recorded on the same manifest. All manifest information is subject to verification for accuracy. All loads are subject to random inspection and sampling at any time. The site is monitored by camera at all times.
6. The name and address of the company conducting the business and the permit number issued to the vehicle must be painted on each side of the vehicle in characters at least two inches high. The characters must be in bold print on a background of contrasting color.
7. Operators are required to use a hose for discharge. To reduce the possibility of manhole overflows, **only two trucks can discharge at one time**. Respect the other drivers, and park trucks so that two vehicles can use the enclosed area. Drivers are responsible for cleaning up any mess associated with the discharge or any manhole overflow. Large trucks are to discharge directly into the manhole. Drivers must replace the lightweight manhole cover before leaving the site. Drivers are responsible for cleaning up after themselves each time they use the disposal facilities; water is provided.
8. For security purposes, a copy of all operators' Commercial Driver's License (CDL) must be provided to KUB. Notice of new operators or employees leaving the firm must be provided to KUB Plant Operations Administrative Services at (865) 594-8205 or by faxing to (865) 594-8212 within 24 hours of changes.
9. A company representative must attend the annual permit renewal meeting held by KUB to obtain updates about program requirements and permitting.
10. Waste haulers must use the Grease Trap Interceptor Pumping Guidance provided by KUB, if grease traps are pumped. Effective January 1, 2009, KUB no longer accepts grease at the hauled waste facility. Grease must be discharged at a facility equipped to receive it. In no way shall the pumpage be returned to any private or public portion of the collection system.
11. Haulers will be billed for a full load for each site entry at the Kuwahee WWTP. Full load capacity will be equal to 90% of the truck tank size (gallons).
12. Permits or site access may be revoked at any time for improper use of facilities or non-compliance with the program requirements stated in this guidance. Examples include but are not limited to:
 - Failure to submit an accurate and complete manifest with each discharge.
 - Discharge of waste originating beyond Knox County or approved surrounding counties.
 - Failure to maintain the proper Security Access Card in the assigned discharge vehicle.
 - Discharge of unacceptable wastes into the system.
 - Failure to use KUB Grease Trap Interceptor Pumping Guidance.
 - Improper use or failure to clean the disposal site after use.

Important: If you cause or observe an overflow or spill at the Hauled Waste Discharge Facility, contact the Kuwahee Control Room at (865) 594-7622.

Appendix E

Pump Station Sample Inspection Checklists



Checklist: Wastewater Facility Maintenance Inspection

Core Process: SMSP Preventive Maintenance

Department: Systems Operations, 81

Owner: SMSP Supervisor

Document Status: Issued

Approved by: Brad Brummett

Issued Date: 2/10/2004

- 1 -

Station Name: _____ Date: _____

► **To complete a wastewater facility maintenance inspection, check the following:**

- 1. Fence and grounds for security and clean area
- 2. Doors and locks for proper operation
- 3. Lighting inside and outside
- 4. Electrical panel lights
- 5. Operation of pumps and motors
- 6. Ventilation system
- 7. Heat system
- 8. Dehumidifier operation
- 9. Sump pump and clean pit, if needed
- 10. Generator:
 - Oil and fuel
 - Coolant
 - Battery
 - Visual inspect hoses and belts
- 11. Air compressors:
 - Oil
 - Filter
 - Visually inspect belts
 - Drain water from tank
- 12. Screen room area:
 - Grinders
 - Gates and controls
 - Wetwell for grease and debris (report findings)
 - Screen and rake, if needed
 - Channels and flush, if needed
- 13. Alarms:
 - High Wetwell
 - High Drywell
 - Other: _____
 - Pump Controls
 - Doors
- 14. Odor control systems:
 - Pumps
 - Leaks
 - Levels in tanks (Document)

Comments: _____

Important If any discrepancies are found, notify SMSP or appropriate personnel.